



ANDY BESHEAR
GOVERNOR

501 HIGH STREET, 3RD FLOOR
FRANKFORT, KENTUCKY 40601
PHONE: (502) 564-7430
FAX (502) 564-7603
[HTTPS://PERSONNEL.KY.GOV](https://personnel.ky.gov)

MARY ELIZABETH BAILEY
SECRETARY

March 25, 2025

The Honorable Andy Beshear
Governor of Kentucky
State Capitol Building
Frankfort, Kentucky 40601

Re: Fourth Quarter KEHP Trust Fund Status Report period ending December 31, 2024

Dear Governor Beshear:

Kentucky Revised Statute (KRS) 18A.2254 directs the Public Employee Health Insurance Program to submit quarterly reports on the status of the Kentucky Employees' Health Plan (KEHP) Trust Fund to the Governor, Interim Joint Committee on Appropriations and Revenue, Kentucky Group Health Insurance Board, and the Advisory Committee of State Health Insurance Subscribers.

The attached report includes, as of December 31, 2024:

1. The current balance of the trust fund;
2. A detailed description of all income to the trust fund;
3. A detailed description of all receipts due to the trust fund;
4. The total amount of payments made for claims from the trust fund;
5. A detailed description of all payments made to program administrators;
6. Current enrollment data;
7. Other information provided by the Secretary;
8. Other information requested by the Interim Joint Committee on Appropriations and Revenue; and

Kentucky Employees' Health Plan – Status Report

4th Quarter, 2024

Page 2

9. Additional reports provided for Second and Fourth quarter reports:

- a. A projection of medical claims incurred but not yet reported that are considered liabilities to the trust fund;
- b. A statement of any other trust fund liabilities;
- c. A detailed calculation of premium rates, including base claims, trend assumptions, administrative fees, and any benefit and plan changes;
- d. A detailed description of the current in-state and out-of-state networks provided under the plan; and
- e. Specific data regarding the TPA's performance, including:
 - i. Results or outcomes of disease management and wellness programs;
 - ii. Results of case management audits, educational and communication efforts; and
 - iii. Comparison of actual measurable results to contract performance guarantees.

If you have any questions or need additional information, please feel free to contact my office at 564-0358.

Sincerely,



Mary Elizabeth Bailey
Secretary

Kentucky Employees' Health Plan – Status Report

4th Quarter, 2024

Page 3

1. Current Trust Fund Balance:

As of December 31, 2024, the balance of the self-insurance trust fund was \$314,355,943.06, which includes accounting for the 2016–2024 plan years, including reserves for Healthcare Reimbursement Arrangements (HRA) and Flexible Spending Accounts (FSA). Along with the detailed transactions, summary reports for each plan year, as well as a combined summary, have been provided.

2-5. Detailed Description of Trust Fund Transactions:

Detailed transactions of the trust fund are contained in **Attachment A**. Monthly detailed transaction reports have been provided to the Legislative Research Commission. A month-by-month summary of the trust fund accounting by premiums, interest income, drug rebates, claims, and ASO fees is included as **Attachment B**.

6. Current Enrollment Data:

A chart detailing the number of plan holders, and the number of dependents covered under the plan is included as **Attachment C**. The totals shown reflect the same information as provided in the previous report, updated to include the most recent quarter's data.

7. Additional Information Provided by the Secretary of the Personnel Cabinet:

No additional information has been requested for inclusion in this report.

8. Additional Information as Requested by the Committee:

No additional information has been requested by the Committee for inclusion in this report.

9. Additional reports provided for Second and Fourth quarter reports:

a. A projection of medical claims incurred but not reported that are considered liabilities to the trust fund:

KEHP's actuarial consultant, Aon, has compiled a statement of medical claims incurred but not yet reported (IBNR). This report is included as **Attachment D**.

b. A statement of any other trust fund liabilities:

A statement of other trust fund liabilities for the fiscal year ending December 31, 2024, was filed with the annual financial statement for the Kentucky Employees' Health Plan.

c. A detailed calculation of premium rates including base claims, trend assumptions, administrative fees and any benefit and plan changes:

As required by KRS 18A.2254(1)(a), premium rates for the 2024 Plan Year were set forth in the 2024 KEHP Benefits Selection Guide, which was filed as a part of and appended to 101 KAR 2:210 on September 15, 2020.

Kentucky Employees' Health Plan – Status Report

4th Quarter, 2024

Page 4

d. A detailed description of the current in-state and out-of-state networks provided under the plan:

Due to the addition of new providers and termination of established providers, provider networks change on a continuous basis and printed directories are often obsolete. As a result, KEHP's Medical Third-Party Administrator (TPA) Anthem advocates the use of their on-line provider directories and updates them at least weekly. The link to Anthem's Find A Doctor provides the capability to search for a provider based on provider type and location. Anthem's dedicated KEHP Customer Service Center can provide additional assistance in locating a participating provider by calling 1-844-402-KEHP (5347). As of the date of this report, notwithstanding normal provider contracting activities, there are no proposed network changes.

e. Specific data regarding the TPA and program administrator performance, including:

i. Results or outcomes of disease management and wellness programs, case management audits, and member communication and education:

Attachment E contains results and outcomes based on engagement in the numerous disease management and wellness programs offered by KEHP. Our disease management provider, Anthem aggregates the information for this report.

ii. Attachment E also details the education, engagement, and communications efforts undertaken by the Department of Employee Insurance in administering the KEHP on behalf of the Personnel Cabinet.

iii. Comparison of actual measurable results to contract performance guarantees:

A listing of operational performance guarantees of KEHP's Third Party Administrator, Anthem, are included as **Attachment F**. Anthem missed the Claim Financial Accuracy PG for a total penalty of \$456,863.57.

Contract performance results of KEHP's Pharmacy Benefits Manager (PBM), CVS Caremark, are included in this report as **Attachment G**. CVS met all performance guarantees for the quarter.

Contract performance results of KEHP's HRA/FSA/COBRA Benefits Manager, HealthEquity, (formerly known as WageWorks) are included in this report as **Attachment H**. According to HealthEquity's PG report, they missed the Activation Rate PG for the 4th quarter for a total penalty of \$13,917.54.

A listing of operational performance guarantees of KEHP's in-person wellness programming support, WebMD, are included in this report as **Attachment I**. WebMD performance guarantees are assessed at the end of the program year.

Kentucky Employees' Health Plan – Status Report
4th Quarter, 2024
Attachment A – Transaction Report
Page A-1

October 2024 Cash Transaction Report

DATE	DESCRIPTION	AMOUNT	LRC Code	LRC Description	PL/YR
	Beginning Balance	<u>\$ 458,863,421.16</u>			
10/2/2024	Repayments - WW - CDHP - HRA - 2021	525.00	213	HRA Embedded Claims - Wage Works	2021
10/2/2024	Repayments - WW - HRA Waiver 2021	622.27	214	HRA Waiver Claims - Wage Works	2021
10/3/2024	2021 CVS rebate for 2nd qtr 2024	380,287.11	121	Drug Rebates - CVS	2021
10/1/2024	Claims 2021	178,661.36	210	Medical Claims - Anthem	2021
10/7/2024	Claims 2021	6,011.62	210	Medical Claims - Anthem	2021
10/14/2024	Claims 2021	6,433.14	210	Medical Claims - Anthem	2021
10/22/2024	Claims 2021	34,217.78	210	Medical Claims - Anthem	2021
10/29/2024	Claims 2021	194.56	210	Medical Claims - Anthem	2021
10/11/2024	Replacement payment of CDHPHRA escheated check	(117.29)	213	HRA Embedded Claims - Wage Works	2021
10/11/2024	Replacement payment of CDHPHRA escheated check	(818.44)	213	HRA Embedded Claims - Wage Works	2021
10/14/2024	Replacement payment of WHRA escheated check	(50.00)	214	HRA Waiver Claims - Wage Works	2021
10/17/2024	UNCLAIMED PROPERTY - CDHPHRA 2021	(3,867.25)	213	HRA Embedded Claims - Wage Works	2021
10/17/2024	UNCLAIMED PROPERTY - WHRA 2021	(1,226.03)	214	HRA Waiver Claims - Wage Works	2021
10/1/2024	Claims 2021	(196.45)	310	Pharmacy Claims - CVS	2021
10/3/2024	Claims 2021	(180.48)	310	Pharmacy Claims - CVS	2021
10/10/2024	Claims 2021	(80.64)	310	Pharmacy Claims - CVS	2021
10/2/2024	Repayments - WW - CDHP - HRA - 2022	392.08	213	HRA Embedded Claims - Wage Works	2022
10/2/2024	Repayments - WW - HRA Waiver 2022	82.60	214	HRA Waiver Claims - Wage Works	2022
10/3/2024	2022 CVS rebate for 2nd qtr 2024	(717,673.60)	121	Drug Rebates - CVS	2022
10/30/2024	Escheated - WW - CDHPHRA - 2022	9,293.45	213	HRA Embedded Claims - Wage Works	2022
10/30/2024	Escheated - WW - WDVHRA 2022	755.93	214	HRA Waiver Claims - Wage Works	2022
10/30/2024	Escheated - WW - WHRA - 2022	2,486.23	214	HRA Waiver Claims - Wage Works	2022
10/1/2024	Claims 2022	24,754.62	210	Medical Claims - Anthem	2022
10/7/2024	Claims 2022	30,882.01	210	Medical Claims - Anthem	2022
10/14/2024	Claims 2022	52,430.37	210	Medical Claims - Anthem	2022
10/22/2024	Claims 2022	94,232.30	210	Medical Claims - Anthem	2022
10/29/2024	Claims 2022	96,363.06	210	Medical Claims - Anthem	2022
10/11/2024	Replacement payment of CDHPHRA escheated check	(50.09)	213	HRA Embedded Claims - Wage Works	2022
10/11/2024	Replacement payment of CDHPHRA escheated check	(398.53)	213	HRA Embedded Claims - Wage Works	2022
10/11/2024	Replacement payment of CDHPHRA escheated check	(318.00)	213	HRA Embedded Claims - Wage Works	2022
10/14/2024	Replacement payment of WHRA escheated check	(225.48)	214	HRA Waiver Claims - Wage Works	2022
10/11/2024	Replacement payment of WDVHRA escheated check	(105.30)	214	HRA Waiver Claims - Wage Works	2022
10/14/2024	Replacement payment of HRA escheated check	(60.00)	213	HRA Embedded Claims - Wage Works	2022
10/17/2024	UNCLAIMED PROPERTY - CDHPHRA 2022	(7,568.72)	213	HRA Embedded Claims - Wage Works	2022
10/17/2024	UNCLAIMED PROPERTY - WDVHRA 2022	(815.58)	214	HRA Waiver Claims - Wage Works	2022
10/17/2024	UNCLAIMED PROPERTY - WHRA 2022	(2,390.78)	214	HRA Waiver Claims - Wage Works	2022
10/1/2024	Claims 2022	(2,492.22)	310	Pharmacy Claims - CVS	2022
10/3/2024	Claims 2022	(472.73)	310	Pharmacy Claims - CVS	2022
10/10/2024	Claims 2022	(1.34)	310	Pharmacy Claims - CVS	2022
10/18/2024	Claims 2022	(4.33)	310	Pharmacy Claims - CVS	2022
10/2/2024	Repayments - WW - HRA Waiver 2023	304.80	214	HRA Waiver Claims - Wage Works	2023
10/2/2024	Repayments - WW - HRA Waiver D/V 2023	135.50	214	HRA Waiver Claims - Wage Works	2023
10/3/2024	2023 CVS rebate for 2nd qtr 2024	1,466,544.08	121	Drug Rebates - CVS	2023
10/9/2024	Anthem Medicare Secondary Payor-Check	763.46	213	HRA Embedded Claims - Wage Works	2023
10/30/2024	Escheated - WW - CDHPHRA - 2023	2,901.00	213	HRA Embedded Claims - Wage Works	2023
10/30/2024	Escheated - WW - WDVHRA 2023	496.14	214	HRA Waiver Claims - Wage Works	2023
10/30/2024	Escheated - WW - WHRA - 2023	1,840.48	214	HRA Waiver Claims - Wage Works	2023
10/1/2024	Claims 2023	29,373.47	210	Medical Claims - Anthem	2023
10/7/2024	Claims 2023	(40,743.31)	210	Medical Claims - Anthem	2023
10/14/2024	Claims 2023	(569,485.23)	210	Medical Claims - Anthem	2023
10/22/2024	Claims 2023	(214,391.48)	210	Medical Claims - Anthem	2023
10/1/2024	Claims 2023	(16,307.97)	310	Pharmacy Claims - CVS	2023

Kentucky Employees' Health Plan – Status Report
4th Quarter, 2024
Attachment A – Transaction Report
Page A-2

DATE	DESCRIPTION	AMOUNT	LRC Code	LRC Description	PL/YR
10/29/2024	Claims 2023	749,575.36	210	Medical Claims - Anthem	2023
10/3/2024	Claims 2023	(10,483.86)	310	Pharmacy Claims - CVS	2023
10/10/2024	Claims 2023	(3,251.98)	310	Pharmacy Claims - CVS	2023
10/18/2024	Claims 2023	(70.40)	310	Pharmacy Claims - CVS	2023
10/31/2024	Claims 2023	6,157.28	310	Pharmacy Claims - CVS	2023
11/4/2024	Investment Income	1,887,871.86	110	Investment Income	2024
10/9/2024	HRA Waiver 2024	306,337.50	102	HRA Waiver Contribution	2024
10/9/2024	Health Insurance Premiums 2024	17,346,789.68	101	Premiums	2024
10/24/2024	HRA Waiver 2024	309,575.00	102	HRA Waiver Contribution	2024
10/24/2024	Health Insurance Premiums 2024	17,446,174.37	101	Premiums	2024
10/1/2024	Health Insurance Premiums 2024	(474.52)	101	Premiums	2024
10/14/2024	HRA Waiver 2024	(87.50)	102	HRA Waiver Contribution	2024
10/14/2024	Health Insurance Premiums 2024	2,453.56	101	Premiums	2024
10/21/2024	Health Insurance Premiums 2024	933.12	101	Premiums	2024
10/29/2024	Health Insurance Premiums 2024	3,186.51	101	Premiums	2024
10/1/2024	Judicial Retirement Sys health insurance premiums 09/2024	5,813.16	101	Premiums	2024
10/1/2024	Judicial Retirement Sys health insurance premiums 09/2024	82,696.76	101	Premiums	2024
10/1/2024	Legislative Retirement Sys health insurance premiums 09/2024	2,965.81	101	Premiums	2024
10/1/2024	Legislative Retirement Sys health premiums and admin fees 09/2024	27,779.11	101	Premiums	2024
10/1/2024	Health Insurance Premiums 2024	121,457.12	101	Premiums	2024
10/2/2024	Repayments - WW - CDHP - HRA - 2024	987.37	213	HRA Embedded Claims - Wage Works	2024
10/1/2024	Health Insurance Premiums 2024	94.99	101	Premiums	2024
10/1/2024	Health Insurance Premiums 2024	55,270.18	101	Premiums	2024
10/2/2024	Health Insurance Premiums 2024	4,568,380.14	101	Premiums	2024
10/2/2024	HRA Waiver 2024	12,162.50	102	HRA Waiver Contribution	2024
10/2/2024	HRA Waiver Dental/Vision 2024	23,100.00	102	HRA Waiver Contribution	2024
10/2/2024	Health Insurance Premiums 2024	213.29	101	Premiums	2024
10/7/2024	Health Insurance Premiums 2024	11.44	101	Premiums	2024
10/3/2024	Health Insurance Premiums 2024	520.06	101	Premiums	2024
10/3/2024	Health Insurance Premiums 2024	1,037,292.30	101	Premiums	2024
10/3/2024	HRA Waiver 2024	525.00	102	HRA Waiver Contribution	2024
10/3/2024	HRA Waiver Dental/Vision 2024	175.00	102	HRA Waiver Contribution	2024
10/3/2024	2024 CVS rebate for 2nd qtr 2024	74,252,427.26	121	Drug Rebates - CVS	2024
10/7/2024	Fayette Co BOE 09-2024 Health	847,062.59	101	Premiums	2024
10/4/2024	Health Insurance Premiums 2024	1,521.68	101	Premiums	2024
10/4/2024	Health Insurance Premiums 2024	701,046.60	101	Premiums	2024
10/4/2024	HRA Waiver 2024	525.00	102	HRA Waiver Contribution	2024
10/4/2024	HRA Waiver Dental/Vision 2024	175.00	102	HRA Waiver Contribution	2024
10/7/2024	Health Insurance Premiums 2024	317,045.62	101	Premiums	2024
10/7/2024	Health Insurance Premiums 2024	319,684.52	101	Premiums	2024
10/7/2024	HRA Waiver 2024	3,062.50	102	HRA Waiver Contribution	2024
10/7/2024	HRA Waiver Dental/Vision 2024	1,050.00	102	HRA Waiver Contribution	2024
10/7/2024	KCTCS 09-2024 Health Ins	4,053,750.02	101	Premiums	2024
10/7/2024	KCTCS 09-2024 Health premiums	206,380.36	101	Premiums	2024
10/8/2024	Health Insurance Premiums 2024	125,211.31	101	Premiums	2024
10/8/2024	HRA Dental/Vision 2024	4,196.00	102	HRA Waiver Contribution	2024
10/8/2024	HRA Waiver 2024	1,925.00	102	HRA Waiver Contribution	2024
10/14/2024	Health Insurance Premiums 2024	328.60	101	Premiums	2024
10/9/2024	Health Insurance Premiums 2024	751.31	101	Premiums	2024
10/9/2024	Health Insurance Premiums 2024	355,509.48	101	Premiums	2024
10/10/2024	Health Insurance Premiums 2024	117.48	101	Premiums	2024

Kentucky Employees' Health Plan – Status Report
4th Quarter, 2024
Attachment A – Transaction Report
Page A-3

DATE	DESCRIPTION	AMOUNT	LRC Code	LRC Description	PL/YR
10/9/2024	HRA Waiver 2024	3,500.00	102	HRA Waiver Contribution	2024
10/9/2024	HRA Waiver Dental/Vision 2024	2,625.00	102	HRA Waiver Contribution	2024
10/11/2024	Health Insurance Premiums 2024	479.11	101	Premiums	2024
10/10/2024	Health Insurance Premiums 2024	25,254.20	101	Premiums	2024
10/11/2024	Health Insurance Premiums 2024	14.61	101	Premiums	2024
10/11/2024	Health Insurance Premiums 2024	116,720.41	101	Premiums	2024
10/11/2024	HRA Waiver 2024	175.00	102	HRA Waiver Contribution	2024
10/11/2024	HRA Waiver Dental/Vision 2024	175.00	102	HRA Waiver Contribution	2024
10/15/2024	Health Insurance Premiums 2024	170.64	101	Premiums	2024
10/15/2024	Health Insurance Premiums 2024	190,602.55	101	Premiums	2024
10/15/2024	HRA Waiver 2024	700.00	102	HRA Waiver Contribution	2024
10/15/2024	HRA Waiver Dental/Vision 2024	875.00	102	HRA Waiver Contribution	2024
10/15/2024	Health Insurance Premiums 2024	150,322.75	101	Premiums	2024
10/15/2024	HRA Waiver 2024	525.00	102	HRA Waiver Contribution	2024
10/15/2024	Health Insurance Premiums 2024	6,853.84	101	Premiums	2024
10/18/2024	Health Insurance Premiums 2024	2,252.33	101	Premiums	2024
10/16/2024	Health Insurance Premiums 2024	198.12	101	Premiums	2024
10/16/2024	Health Insurance Premiums 2024	166,609.64	101	Premiums	2024
10/16/2024	HRA Waiver 2024	175.00	102	HRA Waiver Contribution	2024
10/17/2024	Health Insurance Premiums 2024	313.67	101	Premiums	2024
10/17/2024	Health Insurance Premiums 2024	826,186.41	101	Premiums	2024
10/17/2024	HRA Waiver 2024	2,975.00	102	HRA Waiver Contribution	2024
10/17/2024	HRA Waiver Dental/Vision 2024	875.00	102	HRA Waiver Contribution	2024
10/18/2024	Health Insurance Premiums 2024	130.00	101	Premiums	2024
10/18/2024	Health Insurance Premiums 2024	542,398.67	101	Premiums	2024
10/21/2024	Health Insurance Premiums 2024	20.31	101	Premiums	2024
10/21/2024	Health Insurance Premiums 2024	500,708.55	101	Premiums	2024
10/21/2024	Health Insurance Premiums 2024	391,025.59	101	Premiums	2024
10/21/2024	HRA Waiver 2024	1,400.00	102	HRA Waiver Contribution	2024
10/21/2024	HRA Waiver Dental/Vision 2024	175.00	102	HRA Waiver Contribution	2024
10/24/2024	Health Insurance Premiums 2024	44.57	101	Premiums	2024
10/22/2024	COBRA premiums Sept 2024 - WW	197,915.49	101	Premiums	2024
10/25/2024	Health Insurance Premiums 2024	213.90	101	Premiums	2024
10/24/2024	Health Insurance Premiums 2024	245.59	101	Premiums	2024
10/23/2024	Health Insurance Premiums 2024	369,375.44	101	Premiums	2024
10/23/2024	HRA Waiver 2024	350.00	102	HRA Waiver Contribution	2024
10/23/2024	HRA Waiver Dental/Vision 2024	350.00	102	HRA Waiver Contribution	2024
10/24/2024	Health Insurance Premiums 2024	27.86	101	Premiums	2024
10/24/2024	Health Insurance Premiums 2024	467,475.22	101	Premiums	2024
10/24/2024	HRA Waiver 2024	15,225.00	102	HRA Waiver Contribution	2024
10/24/2024	HRA Waiver Dental/Vision 2024	25,550.00	102	HRA Waiver Contribution	2024
10/25/2024	Judicial Retirement Sys health insurance premiums 10/2024	5,813.16	101	Premiums	2024
10/28/2024	Judicial Retirement Sys health insurance premiums 10/2024	84,253.86	101	Premiums	2024
10/28/2024	Legislative Retirement Sys health insurance premiums 10/2024	2,965.81	101	Premiums	2024
10/25/2024	Legislative Retirement Sys health premiums and admin fees 10/2024	27,779.11	101	Premiums	2024
10/25/2024	Health Insurance Premiums 2024	835,347.83	101	Premiums	2024
10/25/2024	HRA Waiver 2024	1,050.00	102	HRA Waiver Contribution	2024
10/25/2024	HRA Waiver Dental/Vision 2024	2,100.00	102	HRA Waiver Contribution	2024
10/28/2024	Health Insurance Premiums 2024	548,555.59	101	Premiums	2024
10/28/2024	HRA Waiver 2024	5,250.00	102	HRA Waiver Contribution	2024
10/30/2024	HRA Waiver 2024	2,275.00	102	HRA Waiver Contribution	2024

Kentucky Employees' Health Plan – Status Report

4th Quarter, 2024

Attachment A – Transaction Report

Page A-4

DATE	DESCRIPTION	AMOUNT	LRC Code	LRC Description	PL/YR
10/28/2024	HRA Waiver Dental/Vision 2024	2,625.00	102	HRA Waiver Contribution	2024
10/28/2024	Health Insurance Premiums 2024	829,167.78	101	Premiums	2024
10/28/2024	HRA Waiver 2024	3,850.00	102	HRA Waiver Contribution	2024
10/28/2024	HRA Waiver Dental/Vision 2024	8,575.00	102	HRA Waiver Contribution	2024
10/30/2024	Health Insurance Premiums 2024	1,645.80	101	Premiums	2024
10/30/2024	Health Insurance Premiums 2024	1,377,852.75	101	Premiums	2024
10/30/2024	HRA Waiver Dental/Vision 2024	350.00	102	HRA Waiver Contribution	2024
10/30/2024	Jefferson Co BOE 10/2024 Health	1,826,529.33	101	Premiums	2024
10/31/2024	Health Insurance Premiums 2024	89.14	101	Premiums	2024
10/31/2024	Health Insurance Premiums 2024	1,331,283.70	101	Premiums	2024
10/31/2024	HRA Waiver 2024	1,662.50	102	HRA Waiver Contribution	2024
10/31/2024	HRA Waiver Dental/Vision 2024	1,925.00	102	HRA Waiver Contribution	2024
10/1/2024	Claims 2024	(29,566,175.75)	210	Medical Claims - Anthem	2024
10/2/2024	Administration of Paper Claims ADMIN FEE	(922.50)	311	CVS Admin	2024
10/2/2024	Electronic Claims Processing ADMIN FEE	(104,104.00)	311	CVS Admin	2024
10/2/2024	Rethink Benefits 10/2024	(85,264.00)	218	Rethink BH Services	2024
10/3/2024	ADMIN FEE for members residing in other states	(62.55)	215	Anthem Admin	2024
10/7/2024	DC FSA 2024	(1,472.80)	216	WW Health Equity Admin	2024
10/7/2024	HCDC FSA 2024	(2,542.40)	216	WW Health Equity Admin	2024
10/7/2024	HC FSA 2024	(70,414.40)	216	WW Health Equity Admin	2024
10/7/2024	HRA 2024	(340,911.20)	216	WW Health Equity Admin	2024
10/7/2024	MDX SAPPHIRE - SMARTSHOPPER ADMIN FEES	(76,326.80)	217	MDX Medical Admin - Compass	2024
10/7/2024	Claims 2024	(31,245,263.09)	210	Medical Claims - Anthem	2024
10/8/2024	Carrum Claims 2024	(33,431.46)	211	Carrum Claims	2024
10/8/2024	ANTHEM ADMIN FEE	(3,813,127.50)	215	Anthem Admin	2024
10/9/2024	Carrum Claims 2024	(24,327.66)	211	Carrum Claims	2024
10/14/2024	Claims 2024	(26,454,328.96)	210	Medical Claims - Anthem	2024
10/16/2024	COBRA General Notice Fee ADMIN FEES	(14,235.00)	216	WW Health Equity Admin	2024
10/16/2024	COBRA MONTHLY (PPPM) ADMIN FEES	(36,273.75)	216	WW Health Equity Admin	2024
10/16/2024	Carrum Claims 2024	(10,000.00)	211	Carrum Claims	2024
10/16/2024	Premise Health -Nearsite Medical Clinic Services for Commonwealth of Kentucky	(50,145.83)	210	Medical Claims - Anthem	2024
10/16/2024	Premise Health -Onsite Medical Clinic Services for Commonwealth of Kentucky	(137,624.43)	210	Medical Claims - Anthem	2024
10/17/2024	Carrum Claims 2024	(31,896.96)	211	Carrum Claims	2024
10/17/2024	Carrum Claims 2024	(20,000.00)	211	Carrum Claims	2024
10/18/2024	ANTHEM ADMIN FEE	(4,169.90)	215	Anthem Admin	2024
10/21/2024	WebMD Wellbeing Consultants 09/2024	(65,833.33)	221	WebMD Admin	2024
10/22/2024	WebMD DWS Expenses	(2,101.50)	221	WebMD Admin	2024
10/22/2024	Administration of Paper Claims ADMIN FEE	(67.50)	311	CVS Admin	2024
10/22/2024	Electronic Claims Processing ADMIN FEE	(103,055.00)	311	CVS Admin	2024
10/22/2024	MDX/COMPASS INCENTIVES	(66,290.00)	210	Medical Claims - Anthem	2024
10/22/2024	MDX SAPPHIRE - SMARTSHOPPER ADMIN FEES	(77,567.05)	217	MDX Medical Admin - Compass	2024
10/22/2024	Claims 2024	(34,119,787.16)	210	Medical Claims - Anthem	2024
10/23/2024	Administration of Paper Claims ADMIN FEE	(858.00)	311	CVS Admin	2024
10/23/2024	Electronic Claims Processing ADMIN FEE	(91,160.00)	311	CVS Admin	2024
10/25/2024	Administration of Paper Claims ADMIN FEE	(1,546.50)	311	CVS Admin	2024
10/25/2024	Appeals ADMIN FEE	(81,700.00)	311	CVS Admin	2024
10/25/2024	Claims (TDC PMPM) ADMIN FEE	(192,032.34)	311	CVS Admin	2024
10/25/2024	Drug Savings Review ADMIN FEE	(78,917.40)	311	CVS Admin	2024
10/25/2024	Electronic Claims Processing ADMIN FEE	(77,040.45)	311	CVS Admin	2024
10/25/2024	Nursing Services ADMIN FEE	(11,095.00)	311	CVS Admin	2024
10/25/2024	Nursing Services ADMIN FEE plus Postage	(7,105.58)	311	CVS Admin	2024

Kentucky Employees' Health Plan – Status Report

4th Quarter, 2024

Attachment A – Transaction Report

Page A-5

DATE	DESCRIPTION	AMOUNT	LRC Code	LRC Description	PL/YR
10/25/2024	Enhanced Safety & Monitoring ADMIN FEE	(10,522.32)	311	CVS Admin	2024
10/25/2024	Per Diem Fees ADMIN FEE	(150.00)	311	CVS Admin	2024
10/25/2024	Pharmacy Advisor Counseling ADMIN FEE	(157,834.80)	311	CVS Admin	2024
10/25/2024	Prior Authorization ADMIN FEE	(414,930.00)	311	CVS Admin	2024
10/25/2024	PrudentRx ADMIN FEE	(812,497.13)	311	CVS Admin	2024
10/25/2024	Administration of Paper Claims ADMIN FEE	(474.00)	311	CVS Admin	2024
10/25/2024	Appeals ADMIN FEE	(88,900.00)	311	CVS Admin	2024
10/25/2024	Claims (TDC PMPM) ADMIN FEE	(191,707.49)	311	CVS Admin	2024
10/25/2024	Drug Savings Review ADMIN FEE	(78,783.90)	311	CVS Admin	2024
10/25/2024	Electronic Claims Processing ADMIN FEE	(93,631.35)	311	CVS Admin	2024
10/25/2024	Enhanced Safety & Monitoring ADMIN FEE	(10,504.52)	311	CVS Admin	2024
10/25/2024	Pharmacy Advisor Counseling ADMIN FEE	(157,567.80)	311	CVS Admin	2024
10/25/2024	Prior Authorization ADMIN FEE	(290,430.00)	311	CVS Admin	2024
10/25/2024	PrudentRx ADMIN FEE	(608,744.31)	311	CVS Admin	2024
10/29/2024	Claims 2024	(27,846,163.60)	210	Medical Claims - Anthem	2024
10/30/2024	Carrum Claims 2024	(25,722.00)	211	Carrum Claims	2024
10/30/2024	Administration of Paper Claims ADMIN FEE	(1,107.00)	311	CVS Admin	2024
10/30/2024	Electronic Claims Processing ADMIN FEE	(103,815.00)	311	CVS Admin	2024
10/31/2024	Rethink Benefit 11/2024	(85,264.00)	218	Rethink BH Services	2024
10/7/2024	Health Insurance Refund	(89.14)	101	Premiums	2024
10/9/2024	Health Insurance Refund	(169.67)	101	Premiums	2024
10/23/2024	Health Insurance Refund	(205.59)	101	Premiums	2024
10/7/2024	Health Insurance Refund	(26.73)	101	Premiums	2024
10/9/2024	Health Insurance Refund	(169.67)	101	Premiums	2024
10/23/2024	Health Insurance Refund	(26.73)	101	Premiums	2024
10/7/2024	Health Insurance Refund	(89.14)	101	Premiums	2024
10/9/2024	Health Insurance Refund	(133.71)	101	Premiums	2024
10/23/2024	Health Insurance Refund	(88.53)	101	Premiums	2024
10/9/2024	Health Insurance Refund	(358.32)	101	Premiums	2024
10/23/2024	Health Insurance Refund	(219.46)	101	Premiums	2024
10/7/2024	Health HRA Waiver Insurance Refund	(87.50)	102	HRA Waiver Contribution	2024
10/9/2024	Health Insurance Refund	(169.67)	101	Premiums	2024
10/23/2024	Health Insurance Refund	(26.73)	101	Premiums	2024
10/7/2024	Health Insurance Refund	(145.54)	101	Premiums	2024
10/9/2024	Health Insurance Refund	(93.46)	101	Premiums	2024
10/23/2024	Health Insurance Refund	(177.06)	101	Premiums	2024
10/7/2024	Health Insurance Refund	(2.49)	101	Premiums	2024
10/9/2024	Health Insurance Refund	(72.02)	101	Premiums	2024
10/23/2024	Health Insurance Refund	(358.67)	101	Premiums	2024
10/7/2024	Health Insurance Refund	(209.68)	101	Premiums	2024
10/9/2024	Health Insurance Refund	(169.67)	101	Premiums	2024
10/23/2024	Health Insurance Refund	(28.34)	101	Premiums	2024
10/9/2024	Health Insurance Refund	(68.53)	101	Premiums	2024
10/7/2024	Health Insurance Refund	(50.10)	101	Premiums	2024
10/9/2024	Health Insurance Refund	(44.57)	101	Premiums	2024
10/9/2024	Health Insurance Refund	(199.46)	101	Premiums	2024
10/9/2024	Health Insurance Refund	(68.53)	101	Premiums	2024
10/9/2024	Health Insurance Refund	(26.73)	101	Premiums	2024
10/9/2024	Health Insurance Refund	(26.73)	101	Premiums	2024
10/16/2024	KDE FSA admin fees	45,556.00	216	WW Health Equity Admin	2024
10/16/2024	KDE Health Insurance Premiums 2024	80,154,594.63	101	Premiums	2024
10/16/2024	KDE HRA Waiver 2024	2,238,930.00	102	HRA Waiver Contribution	2024
10/24/2024	KTRS health insurance premiums 10/2024	9,553,066.59	101	Premiums	2024
10/4/2024	August 2024 Velociti F'fort Clinic Inspections CANX, CHR, 300 Bldg, 500 Mero	(1,216.28)	502	Transfer for Clinic Services	2024
10/2/2024	HRA WAIVER Claims 2024	(110,099.31)	214	HRA Waiver Claims - Wage Works	2024

Kentucky Employees' Health Plan – Status Report

4th Quarter, 2024

Attachment A – Transaction Report

Page A-6

DATE	DESCRIPTION	AMOUNT	LRC Code	LRC Description	PL/YR
10/16/2024	KDE HRA Waiver Dental/Vision 2024	1,463,004.00	102	HRA Waiver Contribution	2024
10/14/2024	KRS 10-2024 health insurance premiums	28,517,172.75	101	Premiums	2024
10/22/2024	September 2024 Velociti Frankfort Clinic Inspections CANX, CHR, 300 Bldg, & 500 Mero	(1,216.28)	502	Transfer for Clinic Services	2024
10/4/2024	Correct TPE Arrears fund allocations for CR 25*14077	648.38	101	Premiums	2024
10/18/2024	Correct NSF 125 25*196 fund allocations	(12.46)	101	Premiums	2024
10/11/2024	2nd Quarter FY25 DEI Transfer from 2500 Fund to	(2,049,000.00)	501	Operating Transfer/Exp & Adj	2024
10/1/2024	Claims 2024	(21,485,346.87)	310	Pharmacy Claims - CVS	2024
10/1/2024	CDHPHRA Claims 2024	(279,110.51)	213	HRA Embedded Claims - Wage Works	2024
10/1/2024	HRA WAIVER Claims 2024	(148,005.68)	214	HRA Waiver Claims - Wage Works	2024
10/1/2024	HRA WAIVER D/V Claims 2024	(49,668.44)	214	HRA Waiver Claims - Wage Works	2024
10/2/2024	CDHPHRA Claims 2024	(167,686.16)	213	HRA Embedded Claims - Wage Works	2024
10/2/2024	HRA WAIVER D/V Claims 2024	(33,134.80)	214	HRA Waiver Claims - Wage Works	2024
10/3/2024	Claims 2024	(17,009,476.82)	310	Pharmacy Claims - CVS	2024
10/3/2024	CDHPHRA Claims 2024	(95,590.33)	213	HRA Embedded Claims - Wage Works	2024
10/3/2024	HRA WAIVER Claims 2024	(42,234.12)	214	HRA Waiver Claims - Wage Works	2024
10/3/2024	HRA WAIVER D/V Claims 2024	(20,341.68)	214	HRA Waiver Claims - Wage Works	2024
10/4/2024	CDHPHRA Claims 2024	(153,535.61)	213	HRA Embedded Claims - Wage Works	2024
10/4/2024	HRA WAIVER Claims 2024	(89,513.93)	214	HRA Waiver Claims - Wage Works	2024
10/4/2024	HRA WAIVER D/V Claims 2024	(17,690.25)	214	HRA Waiver Claims - Wage Works	2024
10/7/2024	CDHPHRA Claims 2024	(192,042.70)	213	HRA Embedded Claims - Wage Works	2024
10/7/2024	HRA WAIVER Claims 2024	(87,999.90)	214	HRA Waiver Claims - Wage Works	2024
10/7/2024	HRA WAIVER D/V Claims 2024	(37,999.78)	214	HRA Waiver Claims - Wage Works	2024
10/8/2024	CDHPHRA Claims 2024	(297,448.70)	213	HRA Embedded Claims - Wage Works	2024
10/8/2024	HRA WAIVER Claims 2024	(155,055.74)	214	HRA Waiver Claims - Wage Works	2024
10/8/2024	HRA WAIVER D/V Claims 2024	(49,135.97)	214	HRA Waiver Claims - Wage Works	2024
10/9/2024	CDHPHRA Claims 2024	(198,145.07)	213	HRA Embedded Claims - Wage Works	2024
10/9/2024	HRA WAIVER Claims 2024	(103,422.51)	214	HRA Waiver Claims - Wage Works	2024
10/9/2024	HRA WAIVER D/V Claims 2024	(28,065.69)	214	HRA Waiver Claims - Wage Works	2024
10/10/2024	Claims 2024	(18,915,058.09)	310	Pharmacy Claims - CVS	2024
10/10/2024	CDHPHRA Claims 2024	(77,638.04)	213	HRA Embedded Claims - Wage Works	2024
10/10/2024	HRA WAIVER Claims 2024	(34,092.13)	214	HRA Waiver Claims - Wage Works	2024
10/10/2024	HRA WAIVER D/V Claims 2024	(6,827.77)	214	HRA Waiver Claims - Wage Works	2024
10/11/2024	CDHPHRA Claims 2024	(221,644.61)	213	HRA Embedded Claims - Wage Works	2024
10/11/2024	HRA WAIVER Claims 2024	(99,354.97)	214	HRA Waiver Claims - Wage Works	2024
10/11/2024	HRA WAIVER D/V Claims 2024	(43,878.33)	214	HRA Waiver Claims - Wage Works	2024
10/15/2024	CDHPHRA Claims 2024	(170,055.59)	213	HRA Embedded Claims - Wage Works	2024
10/15/2024	HRA WAIVER Claims 2024	(94,578.38)	214	HRA Waiver Claims - Wage Works	2024
10/15/2024	HRA WAIVER D/V Claims 2024	(59,656.01)	214	HRA Waiver Claims - Wage Works	2024
10/15/2024	CDHPHRA Claims 2024	(263,414.02)	213	HRA Embedded Claims - Wage Works	2024
10/15/2024	HRA WAIVER Claims 2024	(148,554.94)	214	HRA Waiver Claims - Wage Works	2024
10/15/2024	HRA WAIVER D/V Claims 2024	(73,891.24)	214	HRA Waiver Claims - Wage Works	2024
10/16/2024	CDHPHRA Claims 2024	(157,677.76)	213	HRA Embedded Claims - Wage Works	2024
10/16/2024	HRA WAIVER Claims 2024	(90,976.65)	214	HRA Waiver Claims - Wage Works	2024
10/16/2024	HRA WAIVER D/V Claims 2024	(30,718.79)	214	HRA Waiver Claims - Wage Works	2024
10/17/2024	CDHPHRA Claims 2024	(76,070.34)	213	HRA Embedded Claims - Wage Works	2024
10/17/2024	HRA WAIVER Claims 2024	(34,024.39)	214	HRA Waiver Claims - Wage Works	2024
10/17/2024	HRA WAIVER D/V Claims 2024	(20,903.26)	214	HRA Waiver Claims - Wage Works	2024
10/18/2024	Claims 2024	(21,595,878.16)	310	Pharmacy Claims - CVS	2024
10/18/2024	CDHPHRA Claims 2024	(128,581.64)	213	HRA Embedded Claims - Wage Works	2024
10/18/2024	HRA WAIVER Claims 2024	(76,966.40)	214	HRA Waiver Claims - Wage Works	2024
10/18/2024	HRA WAIVER D/V Claims 2024	(37,451.13)	214	HRA Waiver Claims - Wage Works	2024
10/21/2024	CDHPHRA Claims 2024	(244,366.53)	213	HRA Embedded Claims - Wage Works	2024
10/21/2024	HRA WAIVER Claims 2024	(124,187.85)	214	HRA Waiver Claims - Wage Works	2024
10/28/2024	HRA WAIVER D/V Claims 2024	(31,780.32)	214	HRA Waiver Claims - Wage Works	2024

Kentucky Employees' Health Plan – Status Report
4th Quarter, 2024
Attachment A – Transaction Report
Page A-7

DATE	DESCRIPTION	AMOUNT	LRC Code	LRC Description	PL/YR
10/21/2024	HRA WAIVER D/V Claims 2024	(47,665.19)	214	HRA Waiver Claims - Wage Works	2024
10/22/2024	CDHPHRA Claims 2024	(276,432.85)	213	HRA Embedded Claims - Wage Works	2024
10/22/2024	HRA WAIVER Claims 2024	(155,596.54)	214	HRA Waiver Claims - Wage Works	2024
10/22/2024	HRA WAIVER D/V Claims 2024	(58,030.75)	214	HRA Waiver Claims - Wage Works	2024
10/23/2024	CDHPHRA Claims 2024	(182,684.51)	213	HRA Embedded Claims - Wage Works	2024
10/23/2024	HRA WAIVER Claims 2024	(93,991.25)	214	HRA Waiver Claims - Wage Works	2024
10/23/2024	HRA WAIVER D/V Claims 2024	(26,473.59)	214	HRA Waiver Claims - Wage Works	2024
10/24/2024	CDHPHRA Claims 2024	(59,541.40)	213	HRA Embedded Claims - Wage Works	2024
10/24/2024	HRA WAIVER Claims 2024	(40,083.78)	214	HRA Waiver Claims - Wage Works	2024
10/24/2024	HRA WAIVER D/V Claims 2024	(9,066.73)	214	HRA Waiver Claims - Wage Works	2024
10/25/2024	CDHPHRA Claims 2024	(145,440.83)	213	HRA Embedded Claims - Wage Works	2024
10/25/2024	HRA WAIVER Claims 2024	(70,695.32)	214	HRA Waiver Claims - Wage Works	2024
10/25/2024	HRA WAIVER D/V Claims 2024	(29,131.22)	214	HRA Waiver Claims - Wage Works	2024
10/28/2024	CDHPHRA Claims 2024	(153,085.85)	213	HRA Embedded Claims - Wage Works	2024
10/28/2024	HRA WAIVER Claims 2024	(71,976.69)	214	HRA Waiver Claims - Wage Works	2024
10/29/2024	CDHPHRA Claims 2024	(276,673.52)	213	HRA Embedded Claims - Wage Works	2024
10/29/2024	HRA WAIVER Claims 2024	(140,533.76)	214	HRA Waiver Claims - Wage Works	2024
10/29/2024	HRA WAIVER D/V Claims 2024	(48,227.92)	214	HRA Waiver Claims - Wage Works	2024
10/30/2024	CDHPHRA Claims 2024	(179,788.58)	213	HRA Embedded Claims - Wage Works	2024
10/30/2024	HRA WAIVER Claims 2024	(105,302.62)	214	HRA Waiver Claims - Wage Works	2024
10/30/2024	HRA WAIVER D/V Claims 2024	(37,414.11)	214	HRA Waiver Claims - Wage Works	2024
10/31/2024	CDHPHRA Claims 2024	(61,098.07)	213	HRA Embedded Claims - Wage Works	2024
10/31/2024	HRA WAIVER Claims 2024	(31,389.93)	214	HRA Waiver Claims - Wage Works	2024
10/31/2024	HRA WAIVER D/V Claims 2024	(7,507.97)	214	HRA Waiver Claims - Wage Works	2024
10/31/2024	Claims 2024	(21,008,767.23)	310	Pharmacy Claims - CVS	2024
10/7/2024	UK Acupuncture	(7,110.34)	210	Medical Claims - Anthem	2024
10/22/2024	UK Acupuncture	(4,853.80)	210	Medical Claims - Anthem	2024
		October \$ (8,268,544.55)			
	Ending Balance	\$ 450,594,876.61			

Kentucky Employees' Health Plan – Status Report

4th Quarter, 2024

Attachment A – Transaction Report

Page A-8

October Account Summary		
101	Premiums	176,678,765.20
102	HRA Waiver Contribution	4,449,880.00
110	Investment Income	1,887,871.86
120	Drug Rebates - Express Scripts	0.00
121	Drug Rebates - CVS	75,381,584.85
130	Transfers <i>From</i> other plan year(s)	0.00
201	Medical Claims - Humana	0.00
202	Humana Admin	0.00
203	HRA Embedded Claims - Humana	0.00
204	HRA Waiver Claims - Humana	0.00
210	Medical Claims - Anthem	(149,019,233.33)
211	Carrum Claims	(145,378.08)
213	HRA Embedded Claims - Wage Works	(4,056,089.18)
214	HRA Waiver Claims - Wage Works	(2,951,386.95)
215	Anthem Admin	(3,817,359.95)
216	Wage Works Admin	(420,293.55)
217	MDX Medical Admin - Compass Choice	(153,893.85)
218	Rethink BH Services	(170,528.00)
219	Ongoing Dependent Eligibility Audit	0.00
220	Printing & Postage Services	0.00
221	WebMD Admin	(67,934.83)
222	WebMD Claims	0.00
223	Castlight Admin	0.00
224	Castlight Rewards	0.00
301	Pharmacy Claims - Express Scripts	0.00
302	Express Scripts Admin	0.00
310	Pharmacy Claims - CVS	(100,041,912.29)
311	CVS Admin	(3,771,203.89)
312	Pharmacy claims monitoring/audit	0.00
500	Transfers <i>To</i> other plan year(s)	0.00
501	Operating Transfer/ Exp & Adj	(2,049,000.00)
502	Transfer for Clinic Cleaning Services	(2,432.56)
503	Voided/NSF/Cancelled Check Fees	0.00
October		(<u>\$8,268,544.55</u>)

Kentucky Employees' Health Plan – Status Report
4th Quarter, 2024
Attachment A – Transaction Report
Page A-9

November 2024 Cash Transaction Report

DATE	DESCRIPTION	AMOUNT	LRC Code	LRC Description	PL/YR
	Beginning Balance	\$ 450,594,876.61			
11/27/2024	HB6 2024 Reg Session- Closing Plan Year 2020	(390,677,785.44)	500	Transfers To other plan year(s)	2020
11/7/2024	Repayments - WW - CDHP - HRA - 2021	513.57	213	HRA Embedded Claims - Wage Works	2021
11/7/2024	Repayments - WW - HRA Waiver 2021	1,570.47	214	HRA Waiver Claims - Wage Works	2021
11/7/2024	Repayments - WW - HRA Waiver D/V 2021	25.00	214	HRA Waiver Claims - Wage Works	2021
11/4/2024	Claims 2021	22,067.79	210	Medical Claims - Anthem	2021
11/12/2024	Claims 2021	929.42	210	Medical Claims - Anthem	2021
11/19/2024	Claims 2021	(25.20)	210	Medical Claims - Anthem	2021
11/26/2024	Claims 2021	(118,912.98)	210	Medical Claims - Anthem	2021
11/27/2024	HB6 2024 Reg Session- Closing Plan Year 2020	390,677,785.44	130	Transfers From other plan year(s)	2021
11/7/2024	Claims 2021	(14.81)	310	Pharmacy Claims - CVS	2021
11/14/2024	Claims 2021	873.45	310	Pharmacy Claims - CVS	2021
11/7/2024	Repayments - WW - CDHP - HRA - 2022	44.99	213	HRA Embedded Claims - Wage Works	2022
11/7/2024	Repayments - WW - HRA Waiver 2022	17.00	214	HRA Waiver Claims - Wage Works	2022
11/4/2024	Claims 2022	(146,516.67)	210	Medical Claims - Anthem	2022
11/12/2024	Claims 2022	(200,148.10)	210	Medical Claims - Anthem	2022
11/19/2024	Claims 2022	(15,738.70)	210	Medical Claims - Anthem	2022
11/26/2024	Claims 2022	(107,589.41)	210	Medical Claims - Anthem	2022
11/14/2024	Claims 2022	442.27	310	Pharmacy Claims - CVS	2022
11/20/2024	Claims 2022	(3,472.36)	310	Pharmacy Claims - CVS	2022
11/7/2024	Repayments - WW - CDHP - HRA - 2023	6.39	213	HRA Embedded Claims - Wage Works	2023
11/7/2024	Repayments - WW - HRA Waiver 2023	472.78	214	HRA Waiver Claims - Wage Works	2023
11/7/2024	Repayments - WW - HRA Waiver D/V 2023	308.21	214	HRA Waiver Claims - Wage Works	2023
11/4/2024	Claims 2023	(249,925.60)	210	Medical Claims - Anthem	2023
11/12/2024	Claims 2023	(351,229.59)	210	Medical Claims - Anthem	2023
11/19/2024	Claims 2023	(207,281.17)	210	Medical Claims - Anthem	2023
11/26/2024	Claims 2023	(7,939.81)	210	Medical Claims - Anthem	2023
11/1/2024	HRA WAIVER Claims 2023	20.00	214	HRA Waiver Claims - Wage Works	2023
11/7/2024	Claims 2023	576.16	310	Pharmacy Claims - CVS	2023
11/14/2024	Claims 2023	324.97	310	Pharmacy Claims - CVS	2023
11/20/2024	Claims 2023	(7,623.39)	310	Pharmacy Claims - CVS	2023
12/3/2024	Investment Income	1,568,568.02	110	Investment Income	2024
11/12/2024	HRA Waiver 2024	305,987.50	102	HRA Waiver Contribution	2024
11/12/2024	Health Insurance Premiums 2024	17,408,636.03	101	Premiums	2024
11/22/2024	HRA Waiver 2024	312,025.00	102	HRA Waiver Contribution	2024
11/22/2024	Health Insurance Premiums 2024	17,500,984.01	101	Premiums	2024
11/14/2024	Health Insurance Premiums 2024	4,332.83	101	Premiums	2024
11/18/2024	HRA Waiver 2024	87.50	102	HRA Waiver Contribution	2024
11/18/2024	Health Insurance Premiums 2024	1,526.90	101	Premiums	2024
11/26/2024	HRA Waiver 2024	87.50	102	HRA Waiver Contribution	2024
11/26/2024	Health Insurance Premiums 2024	5,809.83	101	Premiums	2024
11/27/2024	DEPT 794, 1 ITEM	(480.30)	503	Voided/NSF/Cancelled Check fees	2024
11/1/2024	Health Insurance Premiums 2024	1,795.38	101	Premiums	2024
11/6/2024	Health Insurance Premiums 2024	1,761.16	101	Premiums	2024
11/1/2024	KCTCS 10-2024 Health Ins	4,099,205.62	101	Premiums	2024
11/4/2024	KCTCS 10-2024 Health premiums	209,182.08	101	Premiums	2024
11/1/2024	Health Insurance Premiums 2024	401.13	101	Premiums	2024
11/1/2024	Health Insurance Premiums 2024	2,029,142.59	101	Premiums	2024
11/1/2024	HRA Waiver 2024	2,625.00	102	HRA Waiver Contribution	2024
11/1/2024	HRA Waiver Dental/Vision 2024	3,850.00	102	HRA Waiver Contribution	2024
11/4/2024	Health Insurance Premiums 2024	3,481,238.01	101	Premiums	2024
11/4/2024	HRA Waiver 2024	1,575.00	102	HRA Waiver Contribution	2024

Kentucky Employees' Health Plan – Status Report

4th Quarter, 2024

Attachment A – Transaction Report

Page A-10

DATE	DESCRIPTION	AMOUNT	LRC Code	LRC Description	PL/YR
11/4/2024	Health Insurance Premiums 2024	287.67	101	Premiums	2024
11/4/2024	HRA Waiver 2024	10,500.00	102	HRA Waiver Contribution	2024
11/4/2024	HRA Waiver Dental/Vision 2024	21,787.50	102	HRA Waiver Contribution	2024
11/4/2024	Health Insurance Premiums 2024	953,155.39	101	Premiums	2024
11/4/2024	HRA Waiver Dental/Vision 2024	525.00	102	HRA Waiver Contribution	2024
11/6/2024	Health Insurance Premiums 2024	1,021.27	101	Premiums	2024
11/6/2024	Health Insurance Premiums 2024	1,087.92	101	Premiums	2024
11/6/2024	Health Insurance Premiums 2024	1,496,225.63	101	Premiums	2024
11/6/2024	HRA Waiver 2024	7,875.00	102	HRA Waiver Contribution	2024
11/6/2024	HRA Waiver Dental/Vision 2024	2,450.00	102	HRA Waiver Contribution	2024
11/6/2024	Health Insurance Premiums 2024	179,541.24	101	Premiums	2024
11/6/2024	HRA Dental/Vision 2024	4,200.00	102	HRA Waiver Contribution	2024
11/6/2024	HRA Waiver 2024	1,750.00	102	HRA Waiver Contribution	2024
11/7/2024	Health Insurance Premiums 2024	484.16	101	Premiums	2024
11/7/2024	Health Insurance Premiums 2024	26,478.24	101	Premiums	2024
11/7/2024	Repayments - WW - CDHP - HRA - 2024	20.00	213	HRA Embedded Claims - Wage Works	2024
11/8/2024	Fayette Co BOE 10-2024 Health	860,142.42	101	Premiums	2024
11/8/2024	Health Insurance Premiums 2024	335,062.27	101	Premiums	2024
11/8/2024	HRA Waiver Dental/Vision 2024	175.00	102	HRA Waiver Contribution	2024
11/14/2024	Health Insurance Premiums 2024	5,683.98	101	Premiums	2024
11/12/2024	Health Insurance Premiums 2024	13.46	101	Premiums	2024
11/13/2024	Health Insurance Premiums 2024	320,328.46	101	Premiums	2024
11/13/2024	HRA Waiver 2024	1,400.00	102	HRA Waiver Contribution	2024
11/13/2024	HRA Waiver Dental/Vision 2024	2,625.00	102	HRA Waiver Contribution	2024
11/12/2024	Health Insurance Premiums 2024	65,043.99	101	Premiums	2024
11/12/2024	HRA Waiver 2024	175.00	102	HRA Waiver Contribution	2024
11/12/2024	HRA Waiver Dental/Vision 2024	175.00	102	HRA Waiver Contribution	2024
11/13/2024	Health Insurance Premiums 2024	(372,722.04)	101	Premiums	2024
11/13/2024	Health Insurance Premiums 2024	94,618.62	101	Premiums	2024
11/13/2024	HRA Waiver 2024	175.00	102	HRA Waiver Contribution	2024
11/13/2024	Health Insurance Premiums 2024	307.54	101	Premiums	2024
11/14/2024	Health Insurance Premiums 2024	333.17	101	Premiums	2024
11/14/2024	Health Insurance Premiums 2024	323,842.44	101	Premiums	2024
11/14/2024	HRA Waiver 2024	525.00	102	HRA Waiver Contribution	2024
11/15/2024	Health Insurance Premiums 2024	258,813.99	101	Premiums	2024
11/15/2024	HRA Waiver 2024	175.00	102	HRA Waiver Contribution	2024
11/18/2024	Health Insurance Premiums 2024	612,511.77	101	Premiums	2024
11/18/2024	HRA Waiver 2024	525.00	102	HRA Waiver Contribution	2024
11/18/2024	HRA Waiver Dental/Vision 2024	525.00	102	HRA Waiver Contribution	2024
11/18/2024	Health Insurance Premiums 2024	590,845.96	101	Premiums	2024
11/18/2024	HRA Waiver 2024	175.00	102	HRA Waiver Contribution	2024
11/20/2024	Health Insurance Premiums 2024	1,162.88	101	Premiums	2024
11/19/2024	Health Insurance Premiums 2024	536.18	101	Premiums	2024
11/21/2024	Health Insurance Premiums 2024	658,658.19	101	Premiums	2024
11/21/2024	HRA Waiver 2024	1,400.00	102	HRA Waiver Contribution	2024
11/21/2024	HRA Waiver Dental/Vision 2024	175.00	102	HRA Waiver Contribution	2024
11/21/2024	COBRA premiums Oct 2024 - WW	197,083.79	101	Premiums	2024
11/21/2024	Health Insurance Premiums 2024	92.91	101	Premiums	2024
11/25/2024	Judicial Retirement Sys health insurance premiums 11/2024	5,813.16	101	Premiums	2024
11/25/2024	Judicial Retirement Sys health insurance premiums 11/2024	83,304.82	101	Premiums	2024
11/25/2024	Health Insurance Premiums 2024	26.73	101	Premiums	2024

Kentucky Employees' Health Plan – Status Report

4th Quarter, 2024

Attachment A – Transaction Report

Page A-11

DATE	DESCRIPTION	AMOUNT	LRC Code	LRC Description	PL/YR
11/21/2024	Health Insurance Premiums 2024	891,520.40	101	Premiums	2024
11/21/2024	HRA Waiver 2024	2,625.00	102	HRA Waiver Contribution	2024
11/21/2024	HRA Waiver Dental/Vision 2024	875.00	102	HRA Waiver Contribution	2024
11/22/2024	Health Insurance Premiums 2024	355,987.44	101	Premiums	2024
11/22/2024	Health Insurance Premiums 2024	(57.52)	101	Premiums	2024
11/25/2024	Legislative Retirement Sys health insurance premiums 11/2024	2,965.81	101	Premiums	2024
11/25/2024	Legislative Retirement Sys health premiums and admin fees 11/2024	27,779.11	101	Premiums	2024
11/25/2024	Health Insurance Premiums 2024	772,498.89	101	Premiums	2024
11/25/2024	HRA Waiver 2024	2,450.00	102	HRA Waiver Contribution	2024
11/25/2024	HRA Waiver Dental/Vision 2024	875.00	102	HRA Waiver Contribution	2024
11/25/2024	Health Insurance Premiums 2024	489,466.28	101	Premiums	2024
11/25/2024	HRA Waiver 2024	2,800.00	102	HRA Waiver Contribution	2024
11/25/2024	HRA Waiver Dental/Vision 2024	2,712.50	102	HRA Waiver Contribution	2024
11/26/2024	Health Insurance Premiums 2024	68.53	101	Premiums	2024
11/26/2024	Health Insurance Premiums 2024	336,108.48	101	Premiums	2024
11/26/2024	HRA Waiver 2024	15,392.00	102	HRA Waiver Contribution	2024
11/26/2024	HRA Waiver Dental/Vision 2024	28,175.00	102	HRA Waiver Contribution	2024
11/26/2024	Health Insurance Premiums 2024	107.28	101	Premiums	2024
11/26/2024	Jefferson Co BOE 11/2024 Health	1,824,484.64	101	Premiums	2024
11/27/2024	Health Insurance Premiums 2024	151.23	101	Premiums	2024
11/27/2024	Health Insurance Premiums 2024	1,826,839.05	101	Premiums	2024
11/27/2024	HRA Waiver 2024	3,412.50	102	HRA Waiver Contribution	2024
11/27/2024	HRA Waiver Dental/Vision 2024	9,100.00	102	HRA Waiver Contribution	2024
11/4/2024	Carrum Claims 2024	(25,922.00)	211	Carrum Claims	2024
11/4/2024	ADMIN FEE for members residing in other states	(82.80)	215	Anthem Admin	2024
11/4/2024	Castlight Hub and Wellness	(416,666.67)	223	Castlight Admin	2024
11/4/2024	Castlight Gift Cards Rewards	(475,385.00)	224	Castlight Rewards	2024
11/4/2024	Claims 2024	(31,358,543.71)	210	Medical Claims - Anthem	2024
11/6/2024	Carrum Claims 2024	(25,722.00)	211	Carrum Claims	2024
11/6/2024	Carrum Claims 2024	(43,274.47)	211	Carrum Claims	2024
11/12/2024	Claims 2024	(31,200,228.86)	210	Medical Claims - Anthem	2024
11/14/2024	Administration of Paper Claims ADMIN FEE	(429.00)	311	CVS Admin	2024
11/14/2024	Appeals ADMIN FEE	(76,200.00)	311	CVS Admin	2024
11/14/2024	Claims (TDC PMPM) ADMIN FEE	(191,092.10)	311	CVS Admin	2024
11/14/2024	Drug Savings Review ADMIN FEE	(78,531.00)	311	CVS Admin	2024
11/14/2024	Electronic Claims Processing ADMIN FEE	(91,931.71)	311	CVS Admin	2024
11/14/2024	Enhanced Safety & Monitoring ADMIN FEE	(10,470.80)	311	CVS Admin	2024
11/14/2024	Nursing Services ADMIN FEE (\$.58) postage credit	(8,974.42)	311	CVS Admin	2024
11/14/2024	Per Diem Fees ADMIN FEE	(150.00)	311	CVS Admin	2024
11/14/2024	Pharmacy Advisor Counseling ADMIN FEE	(157,062.00)	311	CVS Admin	2024
11/14/2024	Prior Authorization ADMIN FEE	(286,410.00)	311	CVS Admin	2024
11/14/2024	PrudentRx ADMIN FEE	(583,203.62)	311	CVS Admin	2024
11/15/2024	COBRA Enrollment Kits ADMIN FEES	(111,225.00)	216	WW Health Equity Admin	2024
11/15/2024	COBRA General Notice Fee ADMIN FEES	(10,782.00)	216	WW Health Equity Admin	2024
11/15/2024	COBRA MONTHLY (PPPM) ADMIN FEES	(36,273.75)	216	WW Health Equity Admin	2024
11/15/2024	DC FSA 2024	(1,506.40)	216	WW Health Equity Admin	2024
11/15/2024	HCDC FSA 2024	(2,550.80)	216	WW Health Equity Admin	2024
11/15/2024	HC FSA 2024	(71,321.60)	216	WW Health Equity Admin	2024
11/19/2024	Claims 2024	(32,881,297.06)	210	Medical Claims - Anthem	2024

Kentucky Employees' Health Plan – Status Report

4th Quarter, 2024

Attachment A – Transaction Report

Page A-12

DATE	DESCRIPTION	AMOUNT	LRC Code	LRC Description	PL/YR
11/15/2024	HRA 2024	(351,324.40)	216	WW Health Equity Admin	2024
11/15/2024	ANTHEM ADMIN FEE	(3,819,576.60)	215	Anthem Admin	2024
11/18/2024	Electronic Claims Processing ADMIN FEE	(91,798.00)	311	CVS Admin	2024
11/15/2024	ANTHEM ADMIN FEE	(3,962.70)	215	Anthem Admin	2024
11/18/2024	Carrum Claims 2024	(51,036.89)	211	Carrum Claims	2024
11/18/2024	Administration of Paper Claims ADMIN FEE	(10.50)	311	CVS Admin	2024
11/19/2024	Administration of Paper Claims ADMIN FEE	(394.50)	311	CVS Admin	2024
11/19/2024	Appeals ADMIN FEE	(78,700.00)	311	CVS Admin	2024
11/19/2024	Claims (TDC PMPM) ADMIN FEE	(190,002.21)	311	CVS Admin	2024
11/19/2024	Drug Savings Review ADMIN FEE	(78,083.10)	311	CVS Admin	2024
11/19/2024	Electronic Claims Processing ADMIN FEE	(105,810.67)	311	CVS Admin	2024
11/19/2024	Enhanced Safety & Monitoring ADMIN FEE	(10,411.08)	311	CVS Admin	2024
11/19/2024	Nursing Services ADMIN FEE & Postage	(3,210.58)	311	CVS Admin	2024
11/19/2024	Pharmacy Advisor Counseling ADMIN FEE	(156,166.20)	311	CVS Admin	2024
11/19/2024	Prior Authorization ADMIN FEE	(233,220.00)	311	CVS Admin	2024
11/19/2024	PrudentRx ADMIN FEE	(490,338.35)	311	CVS Admin	2024
11/21/2024	Premise Health -Nearsite Medical Clinic Services for Commonwealth of Kentucky	(50,145.83)	210	Transfer for Clinic Services	2024
11/21/2024	Premise Health -Onsite Medical Clinic Services for Commonwealth of Kentucky	(110,956.54)	210	Transfer for Clinic Services	2024
11/25/2024	Administration of Paper Claims ADMIN FEE	(885.00)	311	CVS Admin	2024
11/25/2024	Electronic Claims Processing ADMIN FEE	(104,305.00)	311	CVS Admin	2024
11/26/2024	WebMD Wellbeing Consultants 02/2024	(11,666.67)	221	WebMD Admin	2024
11/26/2024	WebMD Wellbeing Consultants 10/2024	(54,166.66)	221	WebMD Admin	2024
11/26/2024	Claims 2024	(26,491,046.83)	210	Medical Claims - Anthem	2024
11/27/2024	Medicare Sec Payor	(768.80)	210	Medical Claims - Anthem	2024
11/6/2024	Health Insurance Refund	(89.14)	101	Premiums	2024
11/6/2024	Health Insurance Refund	(30.65)	101	Premiums	2024
11/26/2024	Health Insurance Refund	(398.92)	101	Premiums	2024
11/26/2024	Health Insurance Refund	(82.48)	101	Premiums	2024
11/26/2024	Health Insurance Refund	(68.53)	101	Premiums	2024
11/26/2024	Health Insurance Refund	(522.62)	101	Premiums	2024
11/26/2024	Health Insurance Refund	(126.90)	101	Premiums	2024
11/26/2024	Health Insurance Refund	(137.06)	101	Premiums	2024
11/26/2024	Health Insurance Refund	(34.17)	101	Premiums	2024
11/26/2024	Health Insurance Refund	(178.28)	101	Premiums	2024
11/26/2024	Health Insurance Refund	(53.46)	101	Premiums	2024
11/26/2024	Health Insurance Refund	(294.10)	101	Premiums	2024
11/26/2024	Health Insurance Refund	(43.45)	101	Premiums	2024
11/26/2024	Health Insurance Refund	(274.12)	101	Premiums	2024
11/26/2024	Health Insurance Refund	(68.53)	101	Premiums	2024
11/26/2024	Health Insurance Refund	(189.67)	101	Premiums	2024
11/26/2024	Health Insurance Refund	(44.57)	101	Premiums	2024
11/26/2024	Health Insurance Refund	(89.14)	101	Premiums	2024
11/26/2024	Health Insurance Refund	(160.38)	101	Premiums	2024
11/18/2024	FSA admin fees	46,281.20	216	WW Health Equity Admin	2024
11/22/2024	Health Insurance Premiums 2024	80,115,310.73	101	Premiums	2024
11/22/2024	HRA Waiver 2024	2,237,200.00	102	HRA Waiver Contribution	2024
11/22/2024	HRA Waiver Dental/Vision 2024	1,460,116.50	102	HRA Waiver Contribution	2024
11/12/2024	CDHPHRA Claims 2024	(206,644.93)	213	HRA Embedded Claims - Wage Works	2024

Kentucky Employees' Health Plan – Status Report
4th Quarter, 2024
Attachment A – Transaction Report
Page A-13

DATE	DESCRIPTION	AMOUNT	LRC Code	LRC Description	PL/YR
11/14/2024	KRS 11-2024 health insurance premiums	28,320,802.46	101	Premiums	2024
11/27/2024	KTRS health insurance premiums 11/2024	9,483,016.27	101	Premiums	2024
11/19/2024	Correction- Moving PRC 794 25*91070 from PHA130 to PHA250	(112,500.00)	311	CVS Admin	2024
11/22/2024	Disability Determination Medicare Secondary Payer intercept	(135.00)	210	Transfer for Clinic Services	2024
11/22/2024	Military Affairs Medicare Secondary Payer	(736.43)	210	Transfer for Clinic Services	2024
11/22/2024	OVS Medicare Secondary Payer Intercept	(601.43)	210	Transfer for Clinic Services	2024
11/1/2024	CDHPHRA Claims 2024	(148,848.86)	213	HRA Embedded Claims - Wage Works	2024
11/1/2024	HRA WAIVER Claims 2024	(81,128.17)	214	HRA Waiver Claims - Wage Works	2024
11/1/2024	HRA WAIVER D/V Claims 2024	(32,903.85)	214	HRA Waiver Claims - Wage Works	2024
11/4/2024	CDHPHRA Claims 2024	(160,035.67)	213	HRA Embedded Claims - Wage Works	2024
11/4/2024	HRA WAIVER Claims 2024	(81,020.47)	214	HRA Waiver Claims - Wage Works	2024
11/4/2024	HRA WAIVER D/V Claims 2024	(75,843.44)	214	HRA Waiver Claims - Wage Works	2024
11/5/2024	CDHPHRA Claims 2024	(263,673.33)	213	HRA Embedded Claims - Wage Works	2024
11/5/2024	HRA WAIVER Claims 2024	(157,874.73)	214	HRA Waiver Claims - Wage Works	2024
11/5/2024	HRA WAIVER D/V Claims 2024	(49,017.05)	214	HRA Waiver Claims - Wage Works	2024
11/7/2024	Claims 2024	(21,374,750.21)	310	Pharmacy Claims - CVS	2024
11/7/2024	CDHPHRA Claims 2024	(240,083.18)	213	HRA Embedded Claims - Wage Works	2024
11/7/2024	HRA WAIVER Claims 2024	(125,966.83)	214	HRA Waiver Claims - Wage Works	2024
11/7/2024	HRA WAIVER D/V Claims 2024	(34,154.79)	214	HRA Waiver Claims - Wage Works	2024
11/8/2024	CDHPHRA Claims 2024	(153,594.20)	213	HRA Embedded Claims - Wage Works	2024
11/8/2024	HRA WAIVER Claims 2024	(79,044.82)	214	HRA Waiver Claims - Wage Works	2024
11/8/2024	HRA WAIVER D/V Claims 2024	(46,382.73)	214	HRA Waiver Claims - Wage Works	2024
11/12/2024	HRA WAIVER Claims 2024	(120,278.69)	214	HRA Waiver Claims - Wage Works	2024
11/12/2024	HRA WAIVER D/V Claims 2024	(59,989.05)	214	HRA Waiver Claims - Wage Works	2024
11/13/2024	CDHPHRA Claims 2024	(409,021.57)	213	HRA Embedded Claims - Wage Works	2024
11/13/2024	HRA WAIVER Claims 2024	(226,065.21)	214	HRA Waiver Claims - Wage Works	2024
11/13/2024	HRA WAIVER D/V Claims 2024	(83,825.07)	214	HRA Waiver Claims - Wage Works	2024
11/14/2024	Claims 2024	(17,752,138.47)	310	Pharmacy Claims - CVS	2024
11/14/2024	CDHPHRA Claims 2024	(50,278.46)	213	HRA Embedded Claims - Wage Works	2024
11/14/2024	HRA WAIVER Claims 2024	(35,682.15)	214	HRA Waiver Claims - Wage Works	2024
11/14/2024	HRA WAIVER D/V Claims 2024	(15,064.51)	214	HRA Waiver Claims - Wage Works	2024
11/15/2024	CDHPHRA Claims 2024	(131,615.70)	213	HRA Embedded Claims - Wage Works	2024
11/15/2024	HRA WAIVER Claims 2024	(71,848.29)	214	HRA Waiver Claims - Wage Works	2024
11/15/2024	HRA WAIVER D/V Claims 2024	(46,217.67)	214	HRA Waiver Claims - Wage Works	2024
11/18/2024	CDHPHRA Claims 2024	(149,587.43)	213	HRA Embedded Claims - Wage Works	2024
11/18/2024	HRA WAIVER Claims 2024	(82,524.55)	214	HRA Waiver Claims - Wage Works	2024
11/18/2024	HRA WAIVER D/V Claims 2024	(23,699.34)	214	HRA Waiver Claims - Wage Works	2024
11/19/2024	CDHPHRA Claims 2024	(287,111.25)	213	HRA Embedded Claims - Wage Works	2024
11/19/2024	HRA WAIVER Claims 2024	(152,796.62)	214	HRA Waiver Claims - Wage Works	2024
11/19/2024	HRA WAIVER D/V Claims 2024	(74,130.47)	214	HRA Waiver Claims - Wage Works	2024
11/20/2024	CDHPHRA Claims 2024	(210,992.48)	213	HRA Embedded Claims - Wage Works	2024
11/20/2024	HRA WAIVER Claims 2024	(101,379.22)	214	HRA Waiver Claims - Wage Works	2024
11/20/2024	HRA WAIVER D/V Claims 2024	(36,170.46)	214	HRA Waiver Claims - Wage Works	2024
11/20/2024	Claims 2024	(21,627,218.86)	310	Pharmacy Claims - CVS	2024
11/21/2024	CDHPHRA Claims 2024	(61,322.51)	213	HRA Embedded Claims - Wage Works	2024
11/21/2024	HRA WAIVER Claims 2024	(34,743.44)	214	HRA Waiver Claims - Wage Works	2024
11/21/2024	HRA WAIVER D/V Claims 2024	(13,848.12)	214	HRA Waiver Claims - Wage Works	2024
11/22/2024	CDHPHRA Claims 2024	(130,527.68)	213	HRA Embedded Claims - Wage Works	2024
11/22/2024	HRA WAIVER Claims 2024	(74,151.40)	214	HRA Waiver Claims - Wage Works	2024
11/22/2024	HRA WAIVER D/V Claims 2024	(24,098.52)	214	HRA Waiver Claims - Wage Works	2024
11/25/2024	CDHPHRA Claims 2024	(153,503.41)	213	HRA Embedded Claims - Wage Works	2024
11/25/2024	HRA WAIVER Claims 2024	(84,033.38)	214	HRA Waiver Claims - Wage Works	2024
11/25/2024	HRA WAIVER D/V Claims 2024	(36,646.24)	214	HRA Waiver Claims - Wage Works	2024
11/26/2024	CDHPHRA Claims 2024	(263,762.10)	213	HRA Embedded Claims - Wage Works	2024

Kentucky Employees' Health Plan – Status Report

4th Quarter, 2024

Attachment A – Transaction Report

Page A-14

DATE	DESCRIPTION	AMOUNT	LRC Code	LRC Description	PL/YR
11/26/2024	HRA WAIVER Claims 2024	(134,963.94)	214	HRA Waiver Claims - Wage Works	2024
11/26/2024	HRA WAIVER D/V Claims 2024	(72,379.66)	214	HRA Waiver Claims - Wage Works	2024
11/27/2024	CDHPHRA Claims 2024	(157,518.55)	213	HRA Embedded Claims - Wage Works	2024
11/27/2024	HRA WAIVER Claims 2024	(86,274.07)	214	HRA Waiver Claims - Wage Works	2024
11/27/2024	HRA WAIVER D/V Claims 2024	(27,812.66)	214	HRA Waiver Claims - Wage Works	2024
11/29/2024	CDHPHRA Claims 2024	(56,110.35)	213	HRA Embedded Claims - Wage Works	2024
11/29/2024	HRA WAIVER Claims 2024	(31,434.14)	214	HRA Waiver Claims - Wage Works	2024
11/29/2024	HRA WAIVER D/V Claims 2024	(11,650.29)	214	HRA Waiver Claims - Wage Works	2024
		November \$ (16,697,168.19)			
	Ending Balance	\$ 433,897,708.42			

Kentucky Employees' Health Plan – Status Report

4th Quarter, 2024

Attachment A – Transaction Report

Page A-15

November Account Summary		
101	Premiums	175,887,964.69
102	HRA Waiver Contribution	4,449,283.50
110	Investment Income	1,568,568.02
120	Drug Rebates - Express Scripts	0.00
121	Drug Rebates - CVS	0.00
130	Transfers <i>From</i> other plan year(s)	390,677,785.44
201	Medical Claims - Humana	0.00
202	Humana Admin	0.00
203	HRA Embedded Claims - Humana	0.00
204	HRA Waiver Claims - Humana	0.00
210	Medical Claims - Anthem	(123,476,770.51)
211	Carrum Claims	(145,955.36)
213	HRA Embedded Claims - Wage Works	(3,233,646.71)
214	HRA Waiver Claims - Wage Works	(2,522,630.58)
215	Anthem Admin	(3,823,622.10)
216	Wage Works Admin	(538,702.75)
217	MDX Medical Admin - Compass Choice	0.00
218	Rethink BH Services	0.00
219	Ongoing Dependent Eligibility Audit	0.00
220	Printing & Postage Services	0.00
221	WebMD Admin	(65,833.33)
222	WebMD Claims	0.00
223	Castlight Admin	(416,666.67)
224	Castlight Rewards	(475,385.00)
301	Pharmacy Claims - Express Scripts	0.00
302	Express Scripts Admin	0.00
310	Pharmacy Claims - CVS	(60,763,001.25)
311	CVS Admin	(3,140,289.84)
312	Pharmacy claims monitoring/audit	0.00
500	Transfers <i>To</i> other plan year(s)	(390,677,785.44)
501	Operating Transfer/ Exp & Adj	0.00
502	Transfer for Clinic Cleaning Services	0.00
503	Voided/NSF/Cancelled Check Fees	(480.30)
November		(\$16,697,168.19)

Kentucky Employees' Health Plan – Status Report

4th Quarter, 2024

Attachment A – Transaction Report

Page A-16

December 2024 Cash Transaction Report

DATE	DESCRIPTION	AMOUNT	LRC Code	LRC Description	PL/YR
	Beginning Balance	<u>\$ 433,897,708.42</u>			
12/5/2024	Repayments - WW - CDHP - HRA - 2021	228.02	213	HRA Embedded Claims - Wage Works	2021
12/5/2024	Repayments - WW - HRA Waiver 2021	1,526.09	214	HRA Waiver Claims - Wage Works	2021
12/5/2024	Repayments - WW - HRA Waiver D/V 2021	171.49	214	HRA Waiver Claims - Wage Works	2021
12/2/2024	Claims 2021	(450.42)	210	Medical Claims - Anthem	2021
12/9/2024	Claims 2021	85,283.48	210	Medical Claims - Anthem	2021
12/17/2024	Claims 2021	(593.79)	210	Medical Claims - Anthem	2021
12/23/2024	Claims 2021	(28,161.81)	210	Medical Claims - Anthem	2021
12/3/2024	Claims 2021	2.38	310	Pharmacy Claims - CVS	2021
12/4/2024	Claims 2021	(2.90)	310	Pharmacy Claims - CVS	2021
12/5/2024	Repayments - WW - CDHP - HRA - 2022	100.69	213	HRA Embedded Claims - Wage Works	2022
12/5/2024	Repayments - WW - HRA Waiver 2022	157.17	214	HRA Waiver Claims - Wage Works	2022
12/5/2024	Repayments - WW - HRA Waiver D/V 2022	29.00	214	HRA Waiver Claims - Wage Works	2022
12/30/2024	2022 CVS rebate for 3rd qtr 2024	322,737.12	121	Drug Rebates - CVS	2022
12/2/2024	Claims 2022	(72,627.78)	210	Medical Claims - Anthem	2022
12/9/2024	Claims 2022	(23,867.19)	210	Medical Claims - Anthem	2022
12/17/2024	Claims 2022	72,255.99	210	Medical Claims - Anthem	2022
12/23/2024	Claims 2022	9,934.22	210	Medical Claims - Anthem	2022
12/13/2024	Claims 2022	(1.23)	310	Pharmacy Claims - CVS	2022
12/5/2024	Anthem Medicare Secondary Payor-Check for James Tabor	709.40	213	HRA Embedded Claims - Wage Works	2023
12/5/2024	Repayments - WW - HRA Waiver 2023	409.27	214	HRA Waiver Claims - Wage Works	2023
12/5/2024	Repayments - WW - HRA Waiver D/V 2023	348.84	214	HRA Waiver Claims - Wage Works	2023
12/30/2024	2023 CVS rebate for 3rd qtr 2024	663,263.87	121	Drug Rebates - CVS	2023
12/2/2024	Claims 2023	24,438.23	210	Medical Claims - Anthem	2023
12/9/2024	Claims 2023	(34,014.39)	210	Medical Claims - Anthem	2023
12/17/2024	Claims 2023	(34,054.49)	210	Medical Claims - Anthem	2023
12/23/2024	Claims 2023	160,461.89	210	Medical Claims - Anthem	2023
12/3/2024	Claims 2023	86.48	310	Pharmacy Claims - CVS	2023
12/4/2024	Claims 2023	(13,482.01)	310	Pharmacy Claims - CVS	2023
12/13/2024	Claims 2023	(75,612.43)	310	Pharmacy Claims - CVS	2023
12/20/2024	Claims 2023	(350.36)	310	Pharmacy Claims - CVS	2023
12/30/2024	Claims 2023	(38.92)	310	Pharmacy Claims - CVS	2023
1/3/2025	Investment Income	1,464,949.18	110	Investment Income	2024
12/9/2024	HRA Waiver 2024	308,087.50	102	HRA Waiver Contribution	2024
12/9/2024	Health Insurance Premiums 2024	17,502,135.03	101	Premiums	2024
12/23/2024	HRA Waiver 2024	313,775.00	102	HRA Waiver Contribution	2024
12/23/2024	Health Insurance Premiums 2024	17,604,956.13	101	Premiums	2024
12/2/2024	Health Insurance Premiums 2024	477.90	101	Premiums	2024
12/4/2024	Health Insurance Premiums 2024	44.57	101	Premiums	2024
12/12/2024	Health Insurance Premiums 2024	1,034.94	101	Premiums	2024
12/16/2024	HRA Waiver 2024	87.50	102	HRA Waiver Contribution	2024
12/16/2024	Health Insurance Premiums 2024	1,504.42	101	Premiums	2024
12/18/2024	Health Insurance Premiums 2024	(409.95)	101	Premiums	2024
12/27/2024	Health Insurance Premiums 2024	3,043.61	101	Premiums	2024
12/10/2024	Health Insurance Premiums 2024	26.73	101	Premiums	2024
12/2/2024	Health Insurance Premiums 2024	2,755,986.08	101	Premiums	2024
12/2/2024	HRA Waiver 2024	7,437.50	102	HRA Waiver Contribution	2024
12/2/2024	HRA Waiver Dental/Vision 2024	2,887.50	102	HRA Waiver Contribution	2024
12/2/2024	Health Insurance Premiums 2024	189,108.00	101	Premiums	2024

Kentucky Employees' Health Plan – Status Report
4th Quarter, 2024
Attachment A – Transaction Report
Page A-17

DATE	DESCRIPTION	AMOUNT	LRC Code	LRC Description	PL/YR
12/2/2024	Health Insurance Premiums 2024	1,955,420.76	101	Premiums	2024
12/2/2024	HRA Waiver 2024	5,250.00	102	HRA Waiver Contribution	2024
12/2/2024	HRA Waiver Dental/Vision 2024	5,162.50	102	HRA Waiver Contribution	2024
12/2/2024	Health Insurance Premiums 2024	353,322.00	101	Premiums	2024
12/2/2024	HRA Waiver 2024	1,225.00	102	HRA Waiver Contribution	2024
12/2/2024	HRA Waiver Dental/Vision 2024	2,887.50	102	HRA Waiver Contribution	2024
12/2/2024	HRA Waiver 2024	350.00	102	HRA Waiver Contribution	2024
12/2/2024	HRA Waiver Dental/Vision 2024	1,050.00	102	HRA Waiver Contribution	2024
12/4/2024	Health Insurance Premiums 2024	181,697.61	101	Premiums	2024
12/4/2024	HRA Dental/Vision 2024	4,025.00	102	HRA Waiver Contribution	2024
12/4/2024	HRA Waiver 2024	1,662.50	102	HRA Waiver Contribution	2024
12/3/2024	Health Insurance Premiums 2024	15,467.00	101	Premiums	2024
12/4/2024	Health Insurance Premiums 2024	14.17	101	Premiums	2024
12/4/2024	Health Insurance Premiums 2024	1,602,818.88	101	Premiums	2024
12/4/2024	HRA Waiver 2024	8,575.00	102	HRA Waiver Contribution	2024
12/4/2024	HRA Waiver Dental/Vision 2024	20,562.50	102	HRA Waiver Contribution	2024
12/4/2024	KCTCS 11-2024 Health Ins	4,085,107.73	101	Premiums	2024
12/6/2024	KCTCS 11-2024 Health premiums	209,182.08	101	Premiums	2024
12/5/2024	Health Insurance Premiums 2024	1,458,921.78	101	Premiums	2024
12/5/2024	HRA Waiver 2024	8,837.50	102	HRA Waiver Contribution	2024
12/5/2024	HRA Waiver Dental/Vision 2024	4,375.00	102	HRA Waiver Contribution	2024
12/6/2024	Fayette Co BOE 11-2024 Health	860,533.44	101	Premiums	2024
12/6/2024	Health Insurance Premiums 2024	89.14	101	Premiums	2024
12/6/2024	Health Insurance Premiums 2024	83.45	101	Premiums	2024
12/6/2024	Health Insurance Premiums 2024	970.29	101	Premiums	2024
12/6/2024	Health Insurance Premiums 2024	467,445.02	101	Premiums	2024
12/9/2024	Health Insurance Premiums 2024	285.88	101	Premiums	2024
12/9/2024	Health Insurance Premiums 2024	564,337.46	101	Premiums	2024
12/9/2024	HRA Waiver Dental/Vision 2024	87.50	102	HRA Waiver Contribution	2024
12/9/2024	Health Insurance Premiums 2024	499,753.98	101	Premiums	2024
12/9/2024	Health Insurance Premiums 2024	89.14	101	Premiums	2024
12/10/2024	Health Insurance Premiums 2024	33,215.88	101	Premiums	2024
12/11/2024	Health Insurance Premiums 2024	470.29	101	Premiums	2024
12/11/2024	Health Insurance Premiums 2024	382,192.08	101	Premiums	2024
12/11/2024	HRA Waiver 2024	350.00	102	HRA Waiver Contribution	2024
12/11/2024	HRA Waiver Dental/Vision 2024	262.50	102	HRA Waiver Contribution	2024
12/12/2024	Health Insurance Premiums 2024	26,517.00	101	Premiums	2024
12/13/2024	Health Insurance Premiums 2024	698,333.32	101	Premiums	2024
12/16/2024	Health Insurance Premiums 2024	427,493.84	101	Premiums	2024
12/16/2024	HRA Waiver 2024	1,487.50	102	HRA Waiver Contribution	2024
12/16/2024	HRA Waiver Dental/Vision 2024	350.00	102	HRA Waiver Contribution	2024
12/16/2024	Health Insurance Premiums 2024	523,121.53	101	Premiums	2024
12/16/2024	HRA Waiver 2024	700.00	102	HRA Waiver Contribution	2024
12/16/2024	HRA Waiver Dental/Vision 2024	175.00	102	HRA Waiver Contribution	2024
12/17/2024	Health Insurance Premiums 2024	2,939.54	101	Premiums	2024
12/17/2024	Health Insurance Premiums 2024	36,622.24	101	Premiums	2024
12/17/2024	HRA Waiver 2024	175.00	102	HRA Waiver Contribution	2024
12/18/2024	Health Insurance Premiums 2024	26.73	101	Premiums	2024
12/18/2024	Health Insurance Premiums 2024	548,647.10	101	Premiums	2024
12/18/2024	HRA Waiver 2024	175.00	102	HRA Waiver Contribution	2024
12/19/2024	Health Insurance Premiums 2024	125.00	101	Premiums	2024
12/26/2024	HRA Waiver Dental/Vision 2024	2,625.00	102	HRA Waiver Contribution	2024

Kentucky Employees' Health Plan – Status Report

4th Quarter, 2024

Attachment A – Transaction Report

Page A-18

DATE	DESCRIPTION	AMOUNT	LRC Code	LRC Description	PL/YR
12/19/2024	Health Insurance Premiums 2024	332,946.16	101	Premiums	2024
12/19/2024	HRA Waiver 2024	2,275.00	102	HRA Waiver Contribution	2024
12/19/2024	HRA Waiver Dental/Vision 2024	350.00	102	HRA Waiver Contribution	2024
12/19/2024	COBRA premiums Nov 2024 - WW	175,317.02	101	Premiums	2024
12/23/2024	HRA Waiver 2024	175.00	102	HRA Waiver Contribution	2024
12/20/2024	Health Insurance Premiums 2024	890,955.84	101	Premiums	2024
12/20/2024	HRA Waiver 2024	175.00	102	HRA Waiver Contribution	2024
12/23/2024	Health Insurance Premiums 2024	898,768.54	101	Premiums	2024
12/23/2024	HRA Waiver Dental/Vision 2024	175.00	102	HRA Waiver Contribution	2024
12/26/2024	Health Insurance Premiums 2024	1,055,064.13	101	Premiums	2024
12/26/2024	HRA Waiver 2024	1,050.00	102	HRA Waiver Contribution	2024
12/26/2024	Judicial Retirement Sys health insurance premiums 12/2024	5,061.38	101	Premiums	2024
12/26/2024	Judicial Retirement Sys health insurance premiums 12/2024	82,074.98	101	Premiums	2024
12/26/2024	Legislative Retirement Sys health insurance premiums 12/2024	2,965.81	101	Premiums	2024
12/26/2024	Legislative Retirement Sys health premiums and admin fees 12/2024	27,779.11	101	Premiums	2024
12/26/2024	Jefferson Co BOE 12/2024 Health	1,839,377.92	101	Premiums	2024
12/26/2024	Health Insurance Premiums 2024	1,079.39	101	Premiums	2024
12/26/2024	Health Insurance Premiums 2024	222.24	101	Premiums	2024
12/26/2024	Health Insurance Premiums 2024	613.47	101	Premiums	2024
12/26/2024	Health Insurance Premiums 2024	1,706,783.27	101	Premiums	2024
12/26/2024	HRA Waiver 2024	6,300.00	102	HRA Waiver Contribution	2024
12/26/2024	HRA Waiver Dental/Vision 2024	13,212.50	102	HRA Waiver Contribution	2024
12/27/2024	Health Insurance Premiums 2024	38,514.17	101	Premiums	2024
12/27/2024	Health Insurance Premiums 2024	43.45	101	Premiums	2024
12/30/2024	Health Insurance Premiums 2024	239.14	101	Premiums	2024
12/30/2024	Health Insurance Premiums 2024	931,643.94	101	Premiums	2024
12/30/2024	HRA Waiver 2024	3,150.00	102	HRA Waiver Contribution	2024
12/30/2024	HRA Waiver Dental/Vision 2024	2,800.00	102	HRA Waiver Contribution	2024
12/30/2024	Health Insurance Premiums 2024	2,678,249.28	101	Premiums	2024
12/30/2024	HRA Waiver 2024	7,700.00	102	HRA Waiver Contribution	2024
12/30/2024	HRA Waiver Dental/Vision 2024	2,100.00	102	HRA Waiver Contribution	2024
12/30/2024	2024 CVS rebate for 3rd qtr 2024	79,150,447.24	121	Drug Rebates - CVS	2024
12/2/2024	Claims 2024	(31,236,924.02)	210	Medical Claims - Anthem	2024
12/4/2024	Rethink Benefits 12/2024	(85,264.00)	218	Rethink BH Services	2024
12/5/2024	WebMD DWS Expenses	(1,641.33)	221	WebMD Admin	2024
12/6/2024	MDX SAPPHERE - SMARTSHOPPER ADMIN FEES	(77,704.55)	217	MDX Medical Admin - Compass	2024
12/6/2024	MDX/COMPASS INCENTIVES	(77,565.00)	210	Medical Claims - Anthem	2024
12/9/2024	Claims 2024	(26,646,835.02)	210	Medical Claims - Anthem	2024
12/10/2024	ADMIN FEE for members residing in other states	(134.35)	215	Anthem Admin	2024
12/11/2024	COBRA Enrollment Kits ADMIN FEES	(20,640.00)	216	WW Health Equity Admin	2024
12/11/2024	COBRA General Notice Fee ADMIN FEES	(4,851.00)	216	WW Health Equity Admin	2024
12/11/2024	COBRA MONTHLY (PPPM) ADMIN FEES	(36,273.75)	216	WW Health Equity Admin	2024
12/11/2024	DC FSA 2024	(1,512.00)	216	WW Health Equity Admin	2024
12/11/2024	HCDC FSA 2024	(2,556.40)	216	WW Health Equity Admin	2024
12/11/2024	HC FSA 2024	(71,610.00)	216	WW Health Equity Admin	2024
12/11/2024	HRA 2024	(354,261.60)	216	WW Health Equity Admin	2024
12/12/2024	Administration of Paper Claims ADMIN FEE	(36.00)	311	CVS Admin	2024
12/12/2024	Electronic Claims Processing ADMIN FEE	(99,079.00)	311	CVS Admin	2024
12/27/2024	Electronic Claims Processing ADMIN FEE	(64,256.51)	311	CVS Admin	2024

Kentucky Employees' Health Plan – Status Report
4th Quarter, 2024
Attachment A – Transaction Report
Page A-19

DATE	DESCRIPTION	AMOUNT	LRC Code	LRC Description	PL/YR
12/12/2024	Castlight Hub and Wellness	(416,666.67)	223	Castlight Admin	2024
12/12/2024	Castlight Gift Cards Rewards	(581,675.00)	224	Castlight Rewards	2024
12/13/2024	Carrum Claims 2024	(26,024.06)	211	Carrum Claims	2024
12/16/2024	Carrum Claims 2024	(12,065.08)	211	Carrum Claims	2024
12/17/2024	Administration of Paper Claims ADMIN FEE	(4,059.00)	311	CVS Admin	2024
12/17/2024	Electronic Claims Processing ADMIN FEE	(97,196.00)	311	CVS Admin	2024
12/17/2024	Claims 2024	(33,991,449.87)	210	Medical Claims - Anthem	2024
12/19/2024	ANTHEM ADMIN FEE	(3,651.90)	215	Anthem Admin	2024
12/19/2024	Premise Health 11/2024	(161,788.74)	210	Medical Claims - Anthem	2024
12/23/2024	MDX SAPPHIRE - SMARTSHOPPER ADMIN FEES	(77,799.70)	217	MDX Medical Admin - Compass	2024
12/23/2024	Claims 2024	(33,102,445.34)	210	Medical Claims - Anthem	2024
12/26/2024	ANTHEM ADMIN FEE	(3,823,824.20)	215	Anthem Admin	2024
12/27/2024	Administration of Paper Claims ADMIN FEE	(771.00)	311	CVS Admin	2024
12/27/2024	Appeals ADMIN FEE	(73,500.00)	311	CVS Admin	2024
12/27/2024	Claims (TDC PMPM) ADMIN FEE	(192,401.72)	311	CVS Admin	2024
12/27/2024	Drug Savings Review ADMIN FEE	(79,069.20)	311	CVS Admin	2024
12/27/2024	Enhanced Safety & Monitoring ADMIN FEE	(10,542.56)	311	CVS Admin	2024
12/27/2024	Nursing Services ADMIN FEE	(13,320.00)	311	CVS Admin	2024
12/27/2024	Per Diem Fees ADMIN FEE	(150.00)	311	CVS Admin	2024
12/27/2024	Pharmacy Advisor Counseling ADMIN FEE	(158,138.40)	311	CVS Admin	2024
12/27/2024	Prior Authorization ADMIN FEE	(250,710.00)	311	CVS Admin	2024
12/27/2024	PrudentRx ADMIN FEE	(412,099.17)	311	CVS Admin	2024
12/11/2024	Health Insurance Refund	(164.96)	101	Premiums	2024
12/18/2024	Health Insurance Refund	(59.58)	101	Premiums	2024
12/23/2024	Health Insurance Refund	(53.46)	101	Premiums	2024
12/23/2024	Health Insurance Refund	(34.17)	101	Premiums	2024
12/23/2024	Health Insurance Refund	(44.57)	101	Premiums	2024
12/11/2024	Health Insurance Refund	(199.46)	101	Premiums	2024
12/18/2024	Health Insurance Refund	(254.10)	101	Premiums	2024
12/23/2024	Health Insurance Refund	(26.73)	101	Premiums	2024
12/11/2024	Health Insurance Refund	(199.46)	101	Premiums	2024
12/23/2024	Health Insurance Refund	(168.84)	101	Premiums	2024
12/11/2024	Health Insurance Refund	(251.58)	101	Premiums	2024
12/23/2024	Health Insurance Refund	(35.63)	101	Premiums	2024
12/11/2024	Health Insurance Refund	(82.48)	101	Premiums	2024
12/18/2024	Health Insurance Refund	(29.62)	101	Premiums	2024
12/23/2024	Health Insurance Refund	(68.53)	101	Premiums	2024
12/11/2024	Health Insurance Refund	(14.17)	101	Premiums	2024
12/23/2024	Health Insurance Refund	(64.57)	101	Premiums	2024
12/11/2024	Health Insurance Refund	(26.73)	101	Premiums	2024
12/23/2024	Health Insurance Refund	(14.17)	101	Premiums	2024
12/23/2024	Health Insurance Refund	(53.46)	101	Premiums	2024
12/11/2024	Health Insurance Refund	(89.14)	101	Premiums	2024
12/23/2024	Health Insurance Refund	(28.34)	101	Premiums	2024
12/16/2024	KDE FSA admin fees	46,452.00	216	WW Health Equity Admin	2024
12/16/2024	KDE Health Insurance Premiums 2024	80,519,008.10	101	Premiums	2024
12/16/2024	KDE HRA Waiver 2024	2,255,410.62	102	HRA Waiver Contribution	2024
12/16/2024	KDE HRA Waiver Dental/Vision 2024	1,485,495.50	102	HRA Waiver Contribution	2024
12/16/2024	KRS 12-2024 health insurance premiums	28,155,467.45	101	Premiums	2024
12/26/2024	KTRS health insurance premiums 12/2024	9,382,535.25	101	Premiums	2024
12/10/2024	October 2024 Velociti Frankfort Clinic Inspections	(408.68)	502	Transfer for Clinic Services	2024
12/10/2024	October 2024 Velociti Frankfort Clinic Inspections CHR, 300 Bldg, 500 Mero	(1,226.04)	502	Transfer for Clinic Services	2024
12/12/2024	Correct TPE Arrears fund allocations for CR 25*27581	(27.86)	101	Premiums	2024
12/3/2024	Claims 2024	(20,223,252.51)	310	Pharmacy Claims - CVS	2024
12/24/2024	HRA WAIVER D/V Claims 2024	(116,627.59)	214	HRA Waiver Claims - Wage Works	2024

Kentucky Employees' Health Plan – Status Report
4th Quarter, 2024
Attachment A – Transaction Report
Page A-20

DATE	DESCRIPTION	AMOUNT	LRC Code	LRC Description	PL/YR
12/4/2024	Claims 2024	(16,111,601.54)	310	Pharmacy Claims - CVS	2024
12/12/2024	CDHPHRA Claims 2024	(1,265,977.04)	213	HRA Embedded Claims - Wage Works	2024
12/12/2024	HRA WAIVER Claims 2024	(710,712.49)	214	HRA Waiver Claims - Wage Works	2024
12/12/2024	HRA WAIVER D/V Claims 2024	(296,404.53)	214	HRA Waiver Claims - Wage Works	2024
12/13/2024	Claims 2024	(20,478,983.09)	310	Pharmacy Claims - CVS	2024
12/13/2024	CDHPHRA Claims 2024	(263,963.89)	213	HRA Embedded Claims - Wage Works	2024
12/13/2024	HRA WAIVER Claims 2024	(130,470.96)	214	HRA Waiver Claims - Wage Works	2024
12/13/2024	HRA WAIVER D/V Claims 2024	(55,874.34)	214	HRA Waiver Claims - Wage Works	2024
12/20/2024	CDHPHRA Claims 2024	(670,218.14)	213	HRA Embedded Claims - Wage Works	2024
12/20/2024	HRA WAIVER Claims 2024	(345,703.08)	214	HRA Waiver Claims - Wage Works	2024
12/20/2024	HRA WAIVER D/V Claims 2024	(157,773.09)	214	HRA Waiver Claims - Wage Works	2024
12/20/2024	Claims 2024	(20,899,969.11)	310	Pharmacy Claims - CVS	2024
12/23/2024	CDHPHRA Claims 2024	(299,253.44)	213	HRA Embedded Claims - Wage Works	2024
12/23/2024	HRA WAIVER Claims 2024	(167,408.81)	214	HRA Waiver Claims - Wage Works	2024
12/23/2024	HRA WAIVER D/V Claims 2024	(80,384.67)	214	HRA Waiver Claims - Wage Works	2024
12/24/2024	CDHPHRA Claims 2024	(448,358.92)	213	HRA Embedded Claims - Wage Works	2024
12/24/2024	HRA WAIVER Claims 2024	(240,453.33)	214	HRA Waiver Claims - Wage Works	2024
12/27/2024	CDHPHRA Claims 2024	(426,026.30)	213	HRA Embedded Claims - Wage Works	2024
12/27/2024	HRA WAIVER Claims 2024	(235,415.06)	214	HRA Waiver Claims - Wage Works	2024
12/27/2024	HRA WAIVER D/V Claims 2024	(127,712.02)	214	HRA Waiver Claims - Wage Works	2024
12/30/2024	Claims 2024	(24,119,677.86)	310	Pharmacy Claims - CVS	2024
12/30/2024	CDHPHRA Claims 2024	(90,309.13)	213	HRA Embedded Claims - Wage Works	2024
12/30/2024	HRA WAIVER Claims 2024	(59,637.56)	214	HRA Waiver Claims - Wage Works	2024
12/30/2024	HRA WAIVER D/V Claims 2024	(28,809.84)	214	HRA Waiver Claims - Wage Works	2024
12/31/2024	CDHPHRA Claims 2024	(157,373.19)	213	HRA Embedded Claims - Wage Works	2024
12/31/2024	HRA WAIVER Claims 2024	(99,435.51)	214	HRA Waiver Claims - Wage Works	2024
12/31/2024	HRA WAIVER D/V Claims 2024	(35,044.66)	214	HRA Waiver Claims - Wage Works	2024
		December		\$ 27,304,639.64	
Ending Balance				\$ 461,202,348.06	

Kentucky Employees' Health Plan – Status Report

4th Quarter, 2024

Attachment A – Transaction Report

Page A-21

December Account Summary		
101	Premiums	181,715,870.25
102	HRA Waiver Contribution	4,482,993.62
110	Investment Income	1,464,949.18
120	Drug Rebates - Express Scripts	0.00
121	Drug Rebates - CVS	80,136,448.23
130	Transfers <i>From</i> other plan year(s)	0.00
201	Medical Claims - Humana	0.00
202	Humana Admin	0.00
203	HRA Embedded Claims - Humana	0.00
204	HRA Waiver Claims - Humana	0.00
210	Medical Claims - Anthem	(125,058,404.05)
211	Carrum Claims	(38,089.14)
213	HRA Embedded Claims - Wage Works	(3,620,441.94)
214	HRA Waiver Claims - Wage Works	(2,885,225.68)
215	Anthem Admin	(3,827,610.45)
216	Wage Works Admin	(445,252.75)
217	MDX Medical Admin - Compass Choice	(155,504.25)
218	Rethink BH Services	(85,264.00)
219	Ongoing Dependent Eligibility Audit	0.00
220	Printing & Postage Services	0.00
221	WebMD Admin	(1,641.33)
222	WebMD Claims	0.00
223	Castlight Admin	(416,666.67)
224	Castlight Rewards	(581,675.00)
301	Pharmacy Claims - Express Scripts	0.00
302	Express Scripts Admin	0.00
310	Pharmacy Claims - CVS	(101,922,883.10)
311	CVS Admin	(1,455,328.56)
312	Pharmacy claims monitoring/audit	0.00
500	Transfers <i>To</i> other plan year(s)	0.00
501	Operating Transfer/ Exp & Adj	0.00
502	Transfer for Clinic Cleaning Services	(1,634.72)
503	Voided/NSF/Cancelled Check Fees	0.00
December		\$27,304,639.64

Kentucky Employees' Health Plan – Status Report
 4th Quarter, 2024
 Attachment B – Summary
 Page B-1

2024	2023 Balance Forward	Plan Year 2020												Plan Year Transactions to Date		
		Jan-2024	Feb-2024	Mar-2024	Apr-2024	May-2024	Jun-2024	Jul-2024	Aug-2024	Sep-2024	Oct-2024	Nov-2024	Dec-2024			
101 Premiums	\$1,641,899,440.06	0.00	3,945.99	0.00	0.00	0.00	0.00	0.00	0.00	0.00	0.00	0.00	0.00	0.00	0.00	\$1,641,902,386.05
102 HRA Waiver Contribution	\$48,355,454.09	0.00	0.00	0.00	0.00	0.00	0.00	0.00	0.00	0.00	0.00	0.00	0.00	0.00	0.00	\$48,355,454.09
110 Investment Income	\$1,801,907.24	0.00	0.00	0.00	0.00	0.00	0.00	0.00	0.00	0.00	0.00	0.00	0.00	0.00	0.00	\$1,801,907.24
120 Dns Rebates Scripts	\$23,801.02	0.00	0.00	0.00	0.00	0.00	0.00	0.00	0.00	0.00	0.00	0.00	0.00	0.00	0.00	\$23,801.02
121 Drug Rebates CVS	\$176,566,368.48	20,592.06	0.00	0.00	32,323.42	0.00	0.00	0.00	0.00	0.00	0.00	0.00	0.00	0.00	0.00	\$176,619,283.96
130 TRANSFERS FROM OTHER PLAN YEAR(S)	\$299,932,011.25	0.00	0.00	0.00	0.00	0.00	0.00	0.00	0.00	0.00	0.00	0.00	0.00	0.00	0.00	\$299,932,011.25
201 Medical Claims Humana	\$136,835.75	0.00	0.00	0.00	0.00	0.00	0.00	0.00	0.00	0.00	0.00	0.00	0.00	0.00	0.00	\$136,835.75
202 Humana Admin Fees	\$0.00	0.00	0.00	0.00	0.00	0.00	0.00	0.00	0.00	0.00	0.00	0.00	0.00	0.00	0.00	\$0.00
203 HRA Select Claims Humana	\$239.89	0.00	0.00	0.00	0.00	0.00	0.00	0.00	0.00	0.00	0.00	0.00	0.00	0.00	0.00	\$239.89
204 HRA Waiver Claims Humana	\$53.77	0.00	0.00	0.00	0.00	0.00	0.00	0.00	0.00	0.00	0.00	0.00	0.00	0.00	0.00	\$53.77
210 Medical Claims Anthem	\$1,078,356,571.23	5,609.95	24,314.38	(43,835.50)	35,483.11	69,666.70	40,852.73	0.00	0.00	0.00	0.00	0.00	0.00	0.00	0.00	\$1,078,224,383.86
211 Current Claims	\$0.00	0.00	0.00	0.00	0.00	0.00	0.00	0.00	0.00	0.00	0.00	0.00	0.00	0.00	0.00	\$0.00
213 HRA Embedded Claims Wage Works	\$53,852,718.37	269.05	170.65	0.00	1,002.84	1,441.11	186.80	0.00	0.00	0.00	0.00	0.00	0.00	0.00	0.00	\$53,849,947.87
214 HRA Waiver Claims Wage Works	\$536,232,636.28	976.53	148.59	0.00	586.08	919.69	450.73	0.00	0.00	0.00	0.00	0.00	0.00	0.00	0.00	\$536,229,554.66
215 Anthem Admin	\$47,701,376.58	0.00	0.00	0.00	0.00	0.00	0.00	0.00	0.00	0.00	0.00	0.00	0.00	0.00	0.00	\$47,701,376.58
216 Wage Works Admin	\$5,294,184.00	0.00	0.00	0.00	0.00	0.00	0.00	0.00	0.00	0.00	0.00	0.00	0.00	0.00	0.00	\$5,294,184.00
217 MDX Medical Admin Compass	\$1,271,570.90	0.00	0.00	0.00	0.00	0.00	0.00	0.00	0.00	0.00	0.00	0.00	0.00	0.00	0.00	\$1,271,570.90
218 Rebirth - BH Services	\$793,656.00	0.00	0.00	0.00	0.00	0.00	0.00	0.00	0.00	0.00	0.00	0.00	0.00	0.00	0.00	\$793,656.00
219 Dependent Eligibility Audit	\$199,179.06	0.00	0.00	0.00	0.00	0.00	0.00	0.00	0.00	0.00	0.00	0.00	0.00	0.00	0.00	\$199,179.06
220 Printing & Postage	\$0.00	0.00	0.00	0.00	0.00	0.00	0.00	0.00	0.00	0.00	0.00	0.00	0.00	0.00	0.00	\$0.00
221 WebMD Admin	\$5,532,768.76	0.00	0.00	0.00	0.00	0.00	0.00	0.00	0.00	0.00	0.00	0.00	0.00	0.00	0.00	\$5,532,768.76
222 WebMD Claims	\$4,576,666.14	0.00	0.00	0.00	0.00	0.00	0.00	0.00	0.00	0.00	0.00	0.00	0.00	0.00	0.00	\$4,576,666.14
223 Castlight Admin	\$0.00	0.00	0.00	0.00	0.00	0.00	0.00	0.00	0.00	0.00	0.00	0.00	0.00	0.00	0.00	\$0.00
224 Castlight Rewards	\$0.00	0.00	0.00	0.00	0.00	0.00	0.00	0.00	0.00	0.00	0.00	0.00	0.00	0.00	0.00	\$0.00
301 Pharmacy Claims Express Scripts	\$0.00	0.00	0.00	0.00	0.00	0.00	0.00	0.00	0.00	0.00	0.00	0.00	0.00	0.00	0.00	\$0.00
302 Express Scripts Admin Fees	\$0.00	0.00	0.00	0.00	0.00	0.00	0.00	0.00	0.00	0.00	0.00	0.00	0.00	0.00	0.00	\$0.00
310 Pharmacy Claims-CVS	\$530,647,733.60	(4,031.09)	4,841.95	(35.73)	389.00	201.41	0.00	0.00	0.00	0.00	0.00	0.00	0.00	0.00	0.00	\$530,646,388.06
311 CVS ADMIN	\$4,794,280.73	0.00	0.00	0.00	0.00	0.00	0.00	0.00	0.00	0.00	0.00	0.00	0.00	0.00	0.00	\$4,794,280.73
312 Pharmacy claims monitoring/audit	\$0.00	0.00	0.00	0.00	0.00	0.00	0.00	0.00	0.00	0.00	0.00	0.00	0.00	0.00	0.00	\$0.00
500 TRANSFERS TO OTHER PLAN YEAR(S)	\$0.00	0.00	0.00	0.00	0.00	0.00	0.00	0.00	0.00	0.00	0.00	0.00	0.00	0.00	0.00	\$0.00
501 Operating Transfer Esp & Adj	\$4,964,245.46	0.00	0.00	0.00	0.00	0.00	0.00	0.00	0.00	0.00	0.00	0.00	0.00	0.00	0.00	\$4,964,245.46
502 Transfer for Clinic Cleaning Services	\$15,800.67	0.00	0.00	0.00	0.00	0.00	0.00	0.00	0.00	0.00	0.00	0.00	0.00	0.00	0.00	\$15,800.67
503 Voided/ISS/Cancelled Check Fees	\$204.83	0.00	0.00	0.00	0.00	0.00	0.00	0.00	0.00	0.00	0.00	0.00	0.00	0.00	0.00	\$204.83
Total Cash Transactions:	\$390,481,518.99	\$23,416.50	\$33,421.56	(\$43,835.50)	\$69,715.72	\$72,056.50	\$41,481.67	\$0.00	\$0.00	\$0.00	\$0.00	\$0.00	\$0.00	\$0.00	\$0.00	\$390,677,785.44

Kentucky Employees' Health Plan – Status Report
 4th Quarter, 2024
 Attachment B – Summary
 Page B-2

2023	Plan Year 2020												Plan Year Transactions to Date		
	2022 Balance Forward	Jan-2023	Feb-2023	Mar-2023	Apr-2023	May-2023	Jun-2023	Jul-2023	Aug-2023	Sep-2023	Oct-2023	Nov-2023		Dec-2023	
101 Premiums	\$1,641,898,440.06	0.00	0.00	0.00	0.00	0.00	0.00	0.00	0.00	0.00	0.00	0.00	0.00	0.00	\$1,641,898,440.06
102 HRA Waiver Contribution	\$48,355,454.09	0.00	0.00	0.00	0.00	0.00	0.00	0.00	0.00	0.00	0.00	0.00	0.00	0.00	\$48,355,454.09
110 Investment Income	\$1,801,907.24	0.00	0.00	0.00	0.00	0.00	0.00	0.00	0.00	0.00	0.00	0.00	0.00	0.00	\$1,801,907.24
120 Drug Rebates/ Scripts	\$23,801.02	0	0.00	0.00	0.00	0.00	0.00	0.00	0.00	0.00	0.00	0.00	0.00	0.00	\$23,801.02
121 Drug Rebates CVS	\$173,493,852.83	646,534.81	0.00	0.00	468,041.79	0.00	0.00	645,947.02	0.00	49,078.72	1,264,913.31	0.00	0.00	0.00	\$176,566,368.48
130 TRANSFERS FROM OTHER PLAN YEAR(S)	\$299,932,011.25	0.00	0.00	0.00	0.00	0.00	0.00	0.00	0.00	0.00	0.00	0.00	0.00	0.00	\$299,932,011.25
201 Medical Claims Humana	\$0.00	0.00	32,391.88	3,243.56	0.00	10,566.77	0.00	8,390.10	0.00	0.00	0.00	82,243.44	0.00	0.00	\$136,885.75
202 Humana Admin Fees	\$0.00	0.00	0.00	0.00	0.00	0.00	0.00	0.00	0.00	0.00	0.00	0.00	0.00	0.00	\$0.00
203 HRA Select Claims Humana	\$0.00	0.00	0.00	0.00	0.00	0.00	0.00	0.00	0.00	0.00	0.00	0.00	0.00	0.00	\$0.00
204 HRA Waiver Claims Humana	\$0.00	0.00	0.00	0.00	0.00	0.00	0.00	0.00	0.00	0.00	0.00	0.00	0.00	0.00	\$0.00
210 Medical Claims Anthem	\$1,079,786,835.76	21,628.17	(81,437.70)	(297,674.40)	815,414.04	141,995.36	29,771.21	438,335.98	(66,601.07)	250,393.93	308,886.02	0.00	(128,457.01)	0.00	\$1,078,566,571.29
211 Anthem Claims	\$0.00	0.00	0.00	0.00	0.00	0.00	0.00	0.00	0.00	0.00	0.00	0.00	0.00	0.00	\$0.00
213 HRA Embedded Claims Wage Works	\$53,846,954.46	293.45	0.00	3,748.11	218.00	270.09	0.00	115.70	(766.31)	(4,447.88)	(5,467.37)	0.00	272.35	0.00	\$53,832,718.92
214 HRA Waiver Claims Wage Works	\$36,235,299.49	2,415.49	0.00	2,857.19	269.12	1,303.75	0.00	423.15	(3,789.60)	1,385.30	(2,487.76)	0.00	286.57	0.00	\$36,232,838.29
215 Anthem Admin	\$47,701,376.58	0.00	0.00	0.00	0.00	0.00	0.00	0.00	0.00	0.00	0.00	0.00	0.00	0.00	\$47,701,376.58
216 Wage Works Admin	\$5,294,184.00	0.00	0.00	0.00	0.00	0.00	0.00	0.00	0.00	0.00	0.00	0.00	0.00	0.00	\$5,294,184.00
217 HDX Medical Admin Compass	\$1,271,570.90	0.00	0.00	0.00	0.00	0.00	0.00	0.00	0.00	0.00	0.00	0.00	0.00	0.00	\$1,271,570.90
218 Rethink - BH Services	\$793,656.00	0.00	0.00	0.00	0.00	0.00	0.00	0.00	0.00	0.00	0.00	0.00	0.00	0.00	\$793,656.00
219 Dependent Eligibility Audit	\$199,179.06	0.00	0.00	0.00	0.00	0.00	0.00	0.00	0.00	0.00	0.00	0.00	0.00	0.00	\$199,179.06
220 Printing & Postage	\$0.00	0.00	0.00	0.00	0.00	0.00	0.00	0.00	0.00	0.00	0.00	0.00	0.00	0.00	\$0.00
221 WebMD Admin	\$5,532,768.76	0.00	0.00	0.00	0.00	0.00	0.00	0.00	0.00	0.00	0.00	0.00	0.00	0.00	\$5,532,768.76
222 WebMD Claims	\$4,576,666.14	0.00	0.00	0.00	0.00	0.00	0.00	0.00	0.00	0.00	0.00	0.00	0.00	0.00	\$4,576,666.14
223 Castlight Admin	\$0.00	0.00	0.00	0.00	0.00	0.00	0.00	0.00	0.00	0.00	0.00	0.00	0.00	0.00	\$0.00
224 Castlight Rewards	\$0.00	0.00	0.00	0.00	0.00	0.00	0.00	0.00	0.00	0.00	0.00	0.00	0.00	0.00	\$0.00
301 Pharmacy Claims Express Scripts	\$0.00	0.00	0.00	0.00	0.00	0.00	0.00	0.00	0.00	0.00	0.00	0.00	0.00	0.00	\$0.00
302 Express Scripts Admin Fees	\$0.00	0.00	0.00	0.00	0.00	0.00	0.00	0.00	0.00	0.00	0.00	0.00	0.00	0.00	\$0.00
310 Pharmacy Claims-CVS	\$530,602,669.40	(611.73)	(495.14)	0.00	(5,693.39)	(95,905.88)	(173.82)	3,204.01	(900.59)	(287.18)	(4,883.24)	(73.46)	0.00	0.00	\$530,647,733.60
311 CVS ADMIN	\$8,794,280.73	0.00	0.00	0.00	0.00	0.00	0.00	0.00	0.00	0.00	0.00	0.00	0.00	0.00	\$8,794,280.73
500 TRANSFERS TO OTHER PLAN YEAR(S)	\$0.00	0.00	0.00	0.00	0.00	0.00	0.00	0.00	0.00	0.00	0.00	0.00	0.00	0.00	\$0.00
501 Operating Transfer Exp & Adj	\$4,964,245.46	0.00	0.00	0.00	0.00	0.00	0.00	0.00	0.00	0.00	0.00	0.00	0.00	0.00	\$4,964,245.46
502 Transfer for Clinic Cleaning Services	\$15,800.67	0.00	0.00	0.00	0.00	0.00	0.00	0.00	0.00	0.00	0.00	0.00	0.00	0.00	\$15,800.67
503 Voided/NSF/Cancelled Check Fees	\$209.83	0.00	0.00	0.00	0.00	0.00	0.00	0.00	0.00	0.00	0.00	0.00	0.00	0.00	\$209.83
Total Cash Transactions:	\$385,885,779.25	\$670,260.19	(\$49,500.96)	(\$287,815.54)	\$1,278,249.56	\$118,230.09	\$29,597.39	\$1,088,025.86	(\$62,640.66)	\$296,109.48	\$1,565,547.02	\$77,658.86	(\$127,971.55)	\$390,481,518.99	

Kentucky Employees' Health Plan – Status Report
 4th Quarter, 2024
 Attachment B – Summary
 Page B-3

2022	Plan Year 2020												Plan Year Transactions to Date		
	2021 Balance Forward	Jan-2022	Feb-2022	Mar-2022	Apr-2022	May-2022	Jun-2022	Jul-2022	Aug-2022	Sep-2022	Oct-2022	Nov-2022		Dec-2022	
101 Premiums	\$1,641,898,440.06	0.00	0.00	0.00	0.00	0.00	0.00	0.00	0.00	0.00	0.00	0.00	0.00	0.00	\$1,641,898,440.06
102 HRA Waiver Contribution	\$48,355,654.09	0.00	0.00	0.00	0.00	0.00	0.00	0.00	0.00	0.00	0.00	0.00	0.00	0.00	\$48,355,654.09
110 Investment Income	\$1,801,907.24	0.00	0.00	0.00	0.00	0.00	0.00	0.00	0.00	0.00	0.00	0.00	0.00	0.00	\$1,801,907.24
120 Drug Rebates Scripts	\$115.04	0.00	0.00	0.00	0.00	0.00	0.00	0.00	0.00	23,685.58	0.00	0.00	0.00	0.00	\$23,801.02
121 Drug Rebates CVS	\$171,114,074.08	1,527,079.78	0.00	0.00	392,227.52	0.00	0.00	327,378.69	0.00	131,092.36	0.00	0.00	0.00	0.00	\$179,491,853.83
130 TRANSFERS FROM OTHER PLAN YEAR(S)	\$0.00	0.00	0.00	0.00	0.00	0.00	0.00	115,577.83	212,164,747.52	845.91	0.00	0.00	87,650,839.99	0.00	\$299,932,011.25
201 Medical Claims Humana	\$0.00	0.00	0.00	0.00	0.00	0.00	0.00	0.00	0.00	0.00	0.00	0.00	0.00	0.00	\$0.00
202 Humana Admin Fees	\$0.00	0.00	0.00	0.00	0.00	0.00	0.00	0.00	0.00	0.00	0.00	0.00	0.00	0.00	\$0.00
203 HRA Select Claims Humana	\$0.00	0.00	0.00	0.00	0.00	0.00	0.00	0.00	0.00	0.00	0.00	0.00	0.00	0.00	\$0.00
204 HRA Waiver Claims Humana	\$0.00	0.00	0.00	0.00	0.00	0.00	0.00	0.00	0.00	0.00	0.00	0.00	0.00	0.00	\$0.00
210 Medical Claims Anthem	\$1,077,708,468.42	(1,955,949.89)	(372,856.98)	(346,727.16)	112,251.85	20,926.32	118,068.28	33,620.01	385,631.40	(178,300.15)	108,416.49	(92,479.27)	87,103.76	0.00	(\$1,079,788,825.76)
213 HRA Embedded Claims Wage Works	\$53,849,373.56	(231.78)	0.00	3,906.11	(373.83)	4,292.39	34.25	3,558.21	519.85	(5,962.55)	(8,143.51)	3,851.83	968.03	0.00	(\$53,846,954.46)
214 HRA Waiver Claims Wage Works	\$36,241,122.73	0.00	0.00	3,503.50	266.05	879.39	132.81	2,592.44	(1,521.90)	(2,542.94)	(1,912.44)	3,327.24	1,099.09	0.00	(\$36,235,299.49)
215 Anthem Admin	\$47,701,376.58	0.00	0.00	0.00	0.00	0.00	0.00	0.00	0.00	0.00	0.00	0.00	0.00	0.00	(\$47,701,376.58)
216 Wage Works Admin	\$5,294,184.00	0.00	0.00	0.00	0.00	0.00	0.00	0.00	0.00	0.00	0.00	0.00	0.00	0.00	(\$5,294,184.00)
217 MDX Medical Admin Compass	\$1,271,570.90	0.00	0.00	0.00	0.00	0.00	0.00	0.00	0.00	0.00	0.00	0.00	0.00	0.00	(\$1,271,570.90)
218 Rethink - BH Services	\$793,656.00	0.00	0.00	0.00	0.00	0.00	0.00	0.00	0.00	0.00	0.00	0.00	0.00	0.00	(\$793,656.00)
219 Dependent Eligibility Audit	\$199,179.06	0.00	0.00	0.00	0.00	0.00	0.00	0.00	0.00	0.00	0.00	0.00	0.00	0.00	(\$199,179.06)
220 Printing & Postage	\$0.00	0.00	0.00	0.00	0.00	0.00	0.00	0.00	0.00	0.00	0.00	0.00	0.00	0.00	\$0.00
221 WebMD Admin	\$5,532,768.76	0.00	0.00	0.00	0.00	0.00	0.00	0.00	0.00	0.00	0.00	0.00	0.00	0.00	(\$5,532,768.76)
222 WebMD Claims	\$4,576,666.14	0.00	0.00	0.00	0.00	0.00	0.00	0.00	0.00	0.00	0.00	0.00	0.00	0.00	(\$4,576,666.14)
301 Pharmacy Claims Express Scripts	\$0.00	0.00	0.00	0.00	0.00	0.00	0.00	0.00	0.00	0.00	0.00	0.00	0.00	0.00	\$0.00
302 Express Scripts Admin Fees	\$0.00	0.00	0.00	0.00	0.00	0.00	0.00	0.00	0.00	0.00	0.00	0.00	0.00	0.00	\$0.00
310 Pharmacy Claims-CVS	\$530,305,463.20	12,866.94	15,312.03	(102.63)	53.86	(607.07)	(10,512.30)	(3,682.91)	(122,101.13)	(41,055.87)	(12,635.28)	8,409.55	(142,951.39)	0.00	(\$530,602,669.40)
311 CVS ADMIN	\$8,794,280.73	0.00	0.00	0.00	0.00	0.00	0.00	0.00	0.00	0.00	0.00	0.00	0.00	0.00	(\$8,794,280.73)
500 TRANSFERS TO OTHER PLAN YEAR(S)	\$0.00	0.00	0.00	0.00	0.00	0.00	0.00	0.00	0.00	0.00	0.00	0.00	0.00	0.00	\$0.00
501 Operating Transfer Exp & Adj	\$4,964,245.46	0.00	0.00	0.00	0.00	0.00	0.00	0.00	0.00	0.00	0.00	0.00	0.00	0.00	(\$4,964,245.46)
502 Transfer for Clinic Cleaning Services	\$15,800.67	0.00	0.00	0.00	0.00	0.00	0.00	0.00	0.00	0.00	0.00	0.00	0.00	0.00	(\$15,800.67)
503 Voided/NSF/Cancelled Check Fees	\$209.83	0.00	0.00	0.00	0.00	0.00	0.00	0.00	0.00	0.00	0.00	0.00	0.00	0.00	(\$209.83)
Total Cash Transactions:	\$85,921,624.47	(\$416,434.95)	(\$357,544.95)	(\$339,420.18)	\$504,425.85	\$25,491.03	\$107,723.04	\$479,044.27	\$212,427,275.84	\$85,725.26	(\$72,297.26)	(\$76,890.65)	\$87,597,057.48	0.00	\$85,885,779.25

Kentucky Employees' Health Plan – Status Report
 4th Quarter, 2024
 Attachment B – Summary
 Page B-4

2021	Plan Year 2020												Plan Year Transactions to Date		
	2020 Balance Forward	Jan-2021	Feb-2021	Mar-2021	Apr-2021	May-2021	Jun-2021	Jul-2021	Aug-2021	Sep-2021	Oct-2021	Nov-2021		Dec-2021	
101 PREMIUMS	\$1,569,005,809.82	72,744,422.71	147,394.64	309.51	350.64	127.29	0.00	0.00	0.00	0.00	0.00	0.00	0.00	0.00	\$1,641,898,460.06
102 HRA WAIVER CONTRIBUTION	\$44,809,455.85	3,202,897.67	342,529.38	0.00	0.00	0.00	0.00	0.00	0.00	0.00	0.00	0.00	0.00	0.00	\$48,355,454.09
110 Investment Income	\$1,801,907.24	0.00	0.00	0.00	0.00	0.00	0.00	0.00	0.00	0.00	0.00	0.00	0.00	0.00	\$1,801,907.24
120 DRUG REBATES- ESCRIFTS	\$115.04	0.00	0.00	0.00	0.00	0.00	0.00	0.00	0.00	0.00	0.00	0.00	0.00	0.00	\$115.04
121 DRUG REBATES- CVS	\$76,256,360.35	38,937,486.77	0.00	0.00	42,001,777.16	0.00	0.00	0.00	0.00	0.00	0.00	0.00	0.00	0.00	\$171,114,074.08
130 TRANSFERS FROM OTHER PLAN YEAR(S)	\$0.00	0.00	0.00	0.00	0.00	0.00	0.00	0.00	0.00	0.00	0.00	0.00	0.00	0.00	\$0.00
201 MEDICAL CLAIMS HUMANA	\$0.00	0.00	0.00	0.00	0.00	0.00	0.00	0.00	0.00	0.00	0.00	0.00	0.00	0.00	\$0.00
202 HUMANA ADMIN FEES	\$0.00	0.00	0.00	0.00	0.00	0.00	0.00	0.00	0.00	0.00	0.00	0.00	0.00	0.00	\$0.00
203 HRA EMBEDDED CLAIMS HUMANA	\$0.00	0.00	0.00	0.00	0.00	0.00	0.00	0.00	0.00	0.00	0.00	0.00	0.00	0.00	\$0.00
204 HRA WAIVER CLAIMS HUMANA	\$0.00	0.00	0.00	0.00	0.00	0.00	0.00	0.00	0.00	0.00	0.00	0.00	0.00	0.00	\$0.00
210 MEDICAL CLAIMS- ANTHEM	(\$946,139,434.10)	(78,052,983.17)	(26,949,133.20)	(14,528,172.00)	(5,455,141.62)	(2,022,208.09)	(2,251,220.50)	(266,447.39)	(757,379.86)	(946,930.77)	(581,103.32)	(416,036.35)	657,821.96	(648.32)	(\$1,077,708,465.42)
213 HRA EMBEDDED CLAIMS- WW	(\$51,831,004.20)	(1,392,517.60)	(277,883.49)	(201,149.30)	(99,621.72)	(45,082.93)	(480.01)	(116.66)	(962.00)	92.67	0.00	0.00	0.00	0.00	(\$53,849,373.54)
214 HRA WAIVER CLAIMS- WW	(\$34,655,804.47)	(1,042,925.51)	(186,938.66)	(181,451.79)	(123,729.94)	(20,100.60)	832.76	(31,865.71)	877.90	(0.10)	(37.21)	0.00	0.00	0.00	(\$36,241,122.73)
215 ANTHEM ADMIN	(\$44,304,898.32)	(3,737.25)	(200.86)	295,300.00	(40.65)	(3,687,799.50)	0.00	0.00	0.00	0.00	0.00	0.00	0.00	0.00	(\$47,701,376.58)
216 WAGE WORKS ADMIN	(\$5,027,768.80)	(445,483.60)	(5,538.40)	(5,336.80)	194,230.40	(4,286.80)	0.00	0.00	0.00	0.00	0.00	0.00	0.00	0.00	(\$5,294,184.00)
217 MDX MEDICAL ADMIN- COMPASS	(\$1,270,370.90)	0.00	(1,200.00)	0.00	0.00	0.00	0.00	0.00	0.00	0.00	0.00	0.00	0.00	0.00	(\$1,271,570.90)
218 Health - BM Services	(\$793,656.00)	0.00	0.00	0.00	0.00	0.00	0.00	0.00	0.00	0.00	0.00	0.00	0.00	0.00	(\$793,656.00)
219 Dependent Eligibility Audit	(\$201,344.89)	(5,474.00)	7,639.83	0.00	0.00	0.00	0.00	0.00	0.00	0.00	0.00	0.00	0.00	0.00	(\$199,179.06)
220 Printing & Postage	\$0.00	0.00	0.00	0.00	0.00	0.00	0.00	0.00	0.00	0.00	0.00	0.00	0.00	0.00	\$0.00
221 WebMD Admin	(\$5,116,848.28)	(386,125.36)	(29,795.12)	0.00	0.00	0.00	0.00	0.00	0.00	0.00	0.00	0.00	0.00	0.00	(\$5,532,768.76)
222 WebMD Claims	(\$3,931,776.32)	(644,889.82)	0.00	0.00	0.00	0.00	0.00	0.00	0.00	0.00	0.00	0.00	0.00	0.00	(\$4,576,666.14)
301 PHARMACY CLAIMS- ESI	\$0.00	0.00	0.00	0.00	0.00	0.00	0.00	0.00	0.00	0.00	0.00	0.00	0.00	0.00	\$0.00
302 EXPRESS SCRIPTS ADMIN FEES	\$0.00	0.00	0.00	0.00	0.00	0.00	0.00	0.00	0.00	0.00	0.00	0.00	0.00	0.00	\$0.00
310 PHARMACY CLAIMS- CVS	(\$520,978,025.31)	(9,856,676.34)	(21,613.68)	(44,920.73)	459,139.07	(278.45)	138,399.31	1,383.02	(4,319.12)	(2,160.45)	(2,241.26)	(13,549.09)	19,419.83	0.00	(\$530,305,463.20)
311 CVS ADMIN	(\$7,846,356.73)	(558,012.08)	(454,433.74)	0.00	0.00	0.00	63,218.82	0.00	0.00	0.00	0.00	0.00	0.00	0.00	(\$8,794,280.73)
500 TRANSFERS TO OTHER PLAN YEAR(S)	\$0.00	0.00	0.00	0.00	0.00	0.00	0.00	0.00	0.00	0.00	0.00	0.00	0.00	0.00	\$0.00
501 OPERATING TRANSFER/EPF & ADJ	(\$4,964,245.46)	0.00	0.00	0.00	0.00	0.00	988,284.86	0.00	(988,284.86)	0.00	0.00	0.00	0.00	0.00	(\$4,964,245.46)
502 Transfer for Clinic Cleaning Services	(\$14,523.07)	(1,277.60)	0.00	0.00	0.00	0.00	0.00	0.00	0.00	0.00	0.00	0.00	0.00	0.00	(\$15,800.67)
503 Voided/NSF/Cancelled Check Fees	(\$209.83)	0.00	0.00	0.00	0.00	0.00	0.00	0.00	0.00	0.00	0.00	0.00	0.00	0.00	(\$209.83)
Total Cash Transactions:	\$64,796,381.62	\$22,894,704.82	(\$27,429,172.70)	(\$14,865,421.11)	\$36,976,963.33	(\$5,779,729.08)	(\$1,060,641.76)	(\$297,066.74)	(\$1,750,042.88)	(\$948,998.65)	\$13,395,639.20	(\$429,585.44)	\$576,593.47	(\$45,921,624.47)	

Kentucky Employees' Health Plan – Status Report
 4th Quarter, 2024
 Attachment B – Summary
 Page B-5

	Plan Year 2020												Plan Year Transactions to Date				
	Balance Forward	January-20	February-20	March-20	April-20	May-20	June-20	July-20	August-20	September-20	October-20	November-20		December-20			
2020																	
101 PREMIUMS	\$0.00	65,980,146.00	136,662,308.63	140,187,042.32	156,445,246.13	134,783,771.38	113,854,703.88	158,433,532.43	136,693,616.22	139,535,775.60	136,161,654.22	137,352,693.46	132,115,113.55	\$1,569,005,809.82			
102 HRA WAIVER CONTRIBUTION	\$0.00	16,533.36	4,106,839.82	4,089,029.61	7,954,119.61	4,139,625.30	1,101.76	7,853,820.86	664,554.22	3,987,959.96	7,277,224.73	4,067,484.16	649,162.50	\$44,809,455.85			
110 INTEREST INCOME	\$0.00	674,159.58	559,133.71	424,015.27	80,490.02	(7,335.09)	39,220.28	14,951.93	19,356.11	4,863.86	765.30	886.22	(2,569.95)	\$1,801,907.24			
120 DRUG REBATES- ESCRIPTS	\$0.00	0.00	0.00	0.00	0.00	0.00	0.00	0.00	0.00	0.00	0.00	115.04	0.00	\$115.04			
121 DRUG REBATES- CVS	\$0.00	0.00	0.00	0.00	0.00	0.00	0.00	35,062,495.35	0.00	0.00	41,139,865.00	0.00	0.00	\$76,256,360.35			
15 TRANSFERS FROM OTHER PLAN YEAR(S)	\$0.00	0.00	0.00	0.00	0.00	0.00	0.00	0.00	0.00	0.00	0.00	0.00	0.00	\$0.00			
201 MEDICAL CLAIMS HUMANA	\$0.00	0.00	0.00	0.00	0.00	0.00	0.00	2,548.04	(2,548.04)	0.00	0.00	0.00	0.00	\$0.00			
202 HUMANA ADMIN FEES	\$0.00	0.00	0.00	0.00	0.00	0.00	0.00	0.00	0.00	0.00	0.00	0.00	0.00	\$0.00			
203 HRA EMBEDDED CLAIMS HUMANA	\$0.00	0.00	0.00	0.00	0.00	0.00	0.00	0.00	0.00	0.00	0.00	0.00	0.00	\$0.00			
204 HRA WAIVER CLAIMS HUMANA	\$0.00	(11,556,129.80)	(54,686,804.95)	(70,894,179.85)	(80,701,913.92)	(55,254,470.34)	(85,483,401.84)	(79,993,586.72)	(83,937,199.37)	(110,304,691.38)	(92,693,955.07)	(115,954,975.94)	(103,278,124.92)	(\$946,139,434.10)			
210 MEDICAL CLAIMS-ANTHEM	\$0.00	(4,976,745.60)	(5,696,981.69)	(6,124,361.30)	(4,248,226.78)	(4,000,667.24)	(4,801,507.65)	(4,248,058.22)	(3,739,544.13)	(3,423,047.09)	(3,462,871.64)	(3,055,981.01)	(4,053,011.84)	(\$51,831,004.20)			
213 HRA EMBEDDED CLAIMS- WW	\$0.00	(3,317,704.04)	(3,096,669.73)	(2,783,958.96)	(1,578,503.89)	(1,958,638.89)	(2,530,680.87)	(4,306,459.54)	(3,494,129.58)	(2,840,224.46)	(2,785,416.16)	(2,570,771.87)	(3,392,657.48)	(\$34,655,804.47)			
214 HRA WAIVER CLAIMS- WW	\$0.00	(3,730,641.75)	(3,719,074.39)	(3,718,863.21)	(3,721,695.43)	(3,711,660.34)	(3,711,660.34)	(3,687,799.50)	(3,667,430.25)	(3,635,185.83)	(3,663,711.93)	(3,668,071.72)	(3,662,100.56)	(\$44,304,888.32)			
215 ANTHEM ADMIN	\$0.00	0.00	0.00	0.00	0.00	0.00	0.00	(434,047.60)	(488,468.40)	(397,717.60)	(463,247.20)	(694,939.00)	(490,035.80)	(\$5,027,768.80)			
216 MIX MEDICAL ADMIN- COMPASS	\$0.00	(106,403.70)	(105,225.70)	(105,271.90)	(107,773.40)	(105,244.05)	(105,155.15)	(105,802.50)	(106,242.00)	(104,137.75)	(105,173.35)	(106,464.10)	(107,477.30)	(\$1,270,370.90)			
218 Bethink - BH Services	\$0.00	0.00	(88,184.00)	(88,184.00)	(88,184.00)	(88,184.00)	(88,184.00)	(88,184.00)	(88,184.00)	(88,184.00)	(88,184.00)	(88,184.00)	(88,184.00)	(\$799,656.00)			
219 Dependant Eligibility Audit	\$0.00	0.00	0.00	0.00	0.00	0.00	0.00	0.00	0.00	0.00	0.00	0.00	0.00	(\$201,344.89)			
220 Printing & Postage	\$0.00	0.00	0.00	0.00	0.00	0.00	0.00	0.00	0.00	0.00	0.00	0.00	0.00	\$0.00			
221 Staywell Admin	\$0.00	0.00	0.00	0.00	0.00	0.00	0.00	0.00	0.00	0.00	0.00	0.00	0.00	\$0.00			
222 Staywell Claims	\$0.00	0.00	0.00	0.00	0.00	0.00	0.00	0.00	0.00	0.00	0.00	0.00	0.00	\$0.00			
301 PHARMACY CLAIMS - ESI	\$0.00	0.00	0.00	0.00	0.00	0.00	0.00	0.00	0.00	0.00	0.00	0.00	0.00	\$0.00			
302 EXPRESS SCRIPTS ADMIN FEES	\$0.00	0.00	0.00	0.00	0.00	0.00	0.00	0.00	0.00	0.00	0.00	0.00	0.00	\$0.00			
310 PHARMACY CLAIMS- CVS	\$0.00	(29,309,207.42)	(39,530,363.20)	(44,257,985.78)	(44,620,143.97)	(45,724,894.82)	(45,724,894.82)	(43,676,053.36)	(43,267,972.12)	(47,596,755.01)	(45,693,738.12)	(47,595,253.10)	(48,562,930.09)	(\$520,978,025.31)			
311 CVS ADMIN	\$0.00	(316,609.50)	(434,210.74)	(812,672.49)	(622,339.09)	(590,352.96)	(1,014,523.28)	(485,134.23)	(725,385.95)	(616,170.12)	(628,245.61)	(852,102.48)	(747,610.28)	(\$7,845,356.73)			
500 TRANSFERS TO OTHER PLAN YEAR(S)	\$0.00	0.00	0.00	0.00	0.00	0.00	0.00	0.00	0.00	0.00	0.00	0.00	0.00	\$0.00			
501 OPERATING TRANSFER/EXP & ADI	\$0.00	(3,343,983.28)	(88,184.00)	0.00	(2,061,136.98)	0.00	(177,515.57)	0.00	(1,622,189.63)	(84.00)	1,916.00	4,393,795.17	(2,066,859.17)	(\$4,984,246.46)			
502 Transfer for Clinic Cleaning Services	\$0.00	0.00	0.00	0.00	0.00	0.00	0.00	0.00	0.00	(2,555.20)	(2,555.20)	(1,277.60)	(1,277.60)	(\$14,523.07)			
503 Voided/NSF/Cancelled Check Fees	\$0.00	0.00	0.00	0.00	0.00	0.00	0.00	0.00	0.00	(5.00)	(5.00)	0.00	(204.83)	(\$209.83)			
Total Cash Transactions:	\$0.00	\$10,013,413.85	\$33,046,650.34	\$14,708,376.28	\$5,371,437.86	\$29,952,474.60	(\$31,285,024.08)	\$64,275,241.97	(\$4,246,651.66)	(\$25,959,930.79)	\$94,445,722.46	(\$50,387,321.19)	(\$35,139,408.02)	\$64,796,381.62			

Kentucky Employees' Health Plan – Status Report
 4th Quarter, 2024
 Attachment B – Summary
 Page B-6

2024	Plan Year 2021												Plan Year Transactions to Date		
	2023 Balance Forward	Jan-2024	Feb-2024	Mar-2024	Apr-2024	May-2024	Jun-2024	Jul-2024	Aug-2024	Sep-2024	Oct-2024	Nov-2024		Dec-2024	
101 Premiums	\$1,663,134,643.50	0.00	0.00	0.00	0.00	0.00	0.00	0.00	0.00	0.00	0.00	0.00	0.00	0.00	\$1,663,134,643.50
102 HRA Walver Contribution	\$46,974,103.33	0.00	0.00	0.00	0.00	0.00	0.00	0.00	0.00	0.00	0.00	0.00	0.00	0.00	\$46,974,103.33
110 Investment Income	(\$163,307.43)	0.00	0.00	0.00	0.00	0.00	0.00	0.00	0.00	0.00	0.00	0.00	0.00	0.00	(\$163,307.43)
120 Drug Rebates Scripts	\$0.00	0.00	0.00	0.00	0.00	0.00	0.00	0.00	0.00	0.00	0.00	0.00	0.00	0.00	\$0.00
121 Drug Rebates CVS	\$186,184,942.15	461,426.92	0.00	0.00	563,760.32	0.00	759,438.07	0.00	0.00	380,287.11	0.00	0.00	0.00	0.00	\$186,949,854.57
130 TRANSFERS FROM OTHER PLAN YEAR(S)	\$0.00	0.00	0.00	0.00	0.00	0.00	0.00	0.00	0.00	0.00	0.00	0.00	0.00	0.00	\$906,677,785.44
201 Medical Claims Humana	(\$2,270,305.32)	0.00	0.00	0.00	0.00	0.00	0.00	0.00	0.00	0.00	0.00	0.00	0.00	0.00	(\$2,270,305.32)
202 Humana Admin Fees	\$0.00	0.00	0.00	0.00	0.00	0.00	0.00	0.00	0.00	0.00	0.00	0.00	0.00	0.00	\$0.00
203 HRA Select Claims Humana	\$0.00	0.00	0.00	0.00	0.00	0.00	0.00	0.00	0.00	0.00	0.00	0.00	0.00	0.00	\$0.00
204 HRA Walver Claims Humana	\$0.00	0.00	0.00	0.00	0.00	0.00	0.00	0.00	0.00	0.00	0.00	0.00	0.00	0.00	\$0.00
210 Medical Claims Anthem	(\$1,245,281,586.70)	223,434.18	(\$38,191.93)	101,791.90	110,271.29	91,977.25	(\$80,333.94)	157,482.25	23,140.10	504,607.98	225,518.46	(\$9,940.97)	56,077.46	(\$1,344,001,753.57)	
211 Anthem Claims	\$0.00	0.00	0.00	0.00	0.00	0.00	0.00	0.00	0.00	0.00	0.00	0.00	0.00	0.00	\$0.00
213 HRA Embedded Claims Wage Works	(\$54,901,430.72)	0.00	4,303.66	0.00	541.89	0.00	(\$5,084.52)	0.00	(\$4,005.13)	(\$159,277)	(\$4,277.98)	513.57	228.02	(\$54,909,370.48)	
214 HRA Walver Claims Wage Works	(\$35,920,332.17)	290.00	772.07	0.00	1,062.35	145.65	5,084.52	0.00	(\$62,64)	318.30	(\$63,716)	1,995.47	1,697.58	(\$35,930,681.63)	
215 Anthem Admin	(\$39,167,091.33)	0.00	0.00	0.00	0.00	0.00	0.00	0.00	0.00	(\$209,98)	0.00	0.00	0.00	(\$39,167,701.31)	
216 Wage Works Admin	(\$5,085,605.04)	0.00	0.00	0.00	0.00	0.00	0.00	0.00	0.00	0.00	0.00	0.00	0.00	(\$5,085,605.04)	
217 MIDX Medical Admin Compass	(\$1,274,538.35)	0.00	0.00	0.00	0.00	0.00	0.00	0.00	0.00	0.00	0.00	0.00	0.00	(\$1,274,538.35)	
218 Bethink - BH Services	(\$1,058,208.00)	0.00	0.00	0.00	0.00	0.00	0.00	0.00	0.00	0.00	0.00	0.00	0.00	(\$1,058,208.00)	
219 Dependent Eligibility Audit	(\$105,823.23)	0.00	0.00	0.00	0.00	0.00	0.00	0.00	0.00	0.00	0.00	0.00	0.00	(\$105,823.23)	
220 Printing & Postage	\$0.00	0.00	0.00	0.00	0.00	0.00	0.00	0.00	0.00	0.00	0.00	0.00	0.00	\$0.00	
221 WashMD Admin	(\$9,440,596.87)	0.00	0.00	0.00	0.00	0.00	0.00	0.00	0.00	0.00	0.00	0.00	0.00	(\$9,440,596.87)	
222 WebMD Claims	(\$6,085,777.93)	0.00	0.00	0.00	0.00	0.00	0.00	0.00	0.00	0.00	0.00	0.00	0.00	(\$6,085,777.93)	
223 Castlight Admin	\$0.00	0.00	0.00	0.00	0.00	0.00	0.00	0.00	0.00	0.00	0.00	0.00	0.00	\$0.00	
224 Castlight Rewards	\$0.00	0.00	0.00	0.00	0.00	0.00	0.00	0.00	0.00	0.00	0.00	0.00	0.00	\$0.00	
301 Pharmacy Claims Express Scripts	\$0.00	0.00	0.00	0.00	0.00	0.00	0.00	0.00	0.00	0.00	0.00	0.00	0.00	\$0.00	
302 Express Scripts Admin Fees	\$0.00	0.00	0.00	0.00	0.00	0.00	0.00	0.00	0.00	0.00	0.00	0.00	0.00	\$0.00	
310 Pharmacy Claims-CVS	(\$554,663,378.98)	(\$4,888.20)	(\$110,223.81)	(\$1,201.76)	(\$3,860.72)	(\$93.74)	0.00	(\$4,993.75)	439.81	1,214.86	(\$457.57)	858.64	(\$0.52)	(\$554,666,596.12)	
311 CVS ADMIN	(\$8,580,429.65)	0.00	0.00	0.00	0.00	0.00	0.00	0.00	0.00	0.00	0.00	0.00	0.00	(\$8,580,429.65)	
312 Pharmacy claims monitoring/audit	\$0.00	0.00	0.00	0.00	0.00	0.00	0.00	0.00	0.00	0.00	0.00	0.00	0.00	\$0.00	
500 TRANSFERS TO OTHER PLAN YEAR(S)	\$0.00	0.00	0.00	0.00	0.00	0.00	0.00	0.00	0.00	0.00	0.00	0.00	0.00	\$0.00	
501 Operating Transfer Exp & Adj	\$31,714,472.19	0.00	0.00	11,192.50	0.00	0.00	0.00	0.00	0.00	0.00	0.00	0.00	0.00	\$31,725,664.69	
502 Transfer for Clinic Cleaning Services	(\$14,053.60)	0.00	0.00	0.00	0.00	0.00	0.00	0.00	0.00	0.00	0.00	0.00	0.00	(\$14,053.60)	
503 Voided/NSF/Cancelled Check Fees	(\$10.00)	0.00	0.00	0.00	0.00	0.00	0.00	0.00	0.00	0.00	0.00	0.00	0.00	(\$10.00)	
Total Cash Transactions:	(\$36,004,713.33)	\$620,262.90	(\$143,340.01)	\$111,782.64	\$671,775.13	\$92,030.16	(\$40,333.94)	\$911,926.57	\$18,912.14	\$595,771.99	\$600,416.26	\$390,584,812.15	\$58,007.54	\$37,947,304.99	

Kentucky Employees' Health Plan – Status Report
 4th Quarter, 2024
 Attachment B – Summary
 Page B-7

		Plan Year 2021												Plan Year Transactions to Date	
		2022 Balance Forward	Jan-2023	Feb-2023	Mar-2023	Apr-2023	May-2023	Jun-2023	Jul-2023	Aug-2023	Sep-2023	Oct-2023	Nov-2023	Dec-2023	Plan Year Transactions to Date
101	Premiums	\$1,663,069,045.81	0.00	65,597.69	0.00	0.00	0.00	0.00	0.00	0.00	0.00	0.00	0.00	0.00	\$1,663,134,643.50
102	HRA Welfer Contribution	\$46,974,103.33	0.00	0.00	0.00	0.00	0.00	0.00	0.00	0.00	0.00	0.00	0.00	0.00	\$46,974,103.33
110	Investment Income	(\$163,307.43)	0.00	0.00	0.00	0.00	0.00	0.00	0.00	0.00	0.00	0.00	0.00	0.00	(\$163,307.43)
120	Drugs Rebaters Scripts	\$0.00	0.00	0.00	0.00	0.00	0.00	0.00	0.00	0.00	0.00	0.00	0.00	0.00	\$0.00
121	Drug Rebaters CVS	\$186,787,214.45	(271,708.70)	0.00	0.00	(\$44,581.87)	0.00	0.00	13,165.91	0.00	0.00	852.36	0.00	0.00	\$186,184,942.15
130	TRANSFERS FROM OTHER PLAN YEAR(S)	\$0.00	0.00	0.00	0.00	0.00	0.00	0.00	0.00	0.00	0.00	0.00	0.00	0.00	\$0.00
201	Medical Claims Humana	(\$2,270,305.32)	0.00	0.00	0.00	0.00	0.00	0.00	0.00	0.00	0.00	0.00	0.00	0.00	(\$2,270,305.32)
202	Humana Admin Fees	\$0.00	0.00	0.00	0.00	0.00	0.00	0.00	0.00	0.00	0.00	0.00	0.00	0.00	\$0.00
203	HRA Select Claims Humana	\$0.00	0.00	0.00	0.00	0.00	0.00	0.00	0.00	0.00	0.00	0.00	0.00	0.00	\$0.00
204	HRA Welfer Claims Humana	\$0.00	0.00	0.00	0.00	0.00	0.00	0.00	0.00	0.00	0.00	0.00	0.00	0.00	\$0.00
210	Medical Claims Anthem	(\$1,246,553,760.99)	(4,192,109.91)	(766,805.79)	(65,670.81)	477,300.66	284,315.56	77,264.03	5,408,446.98	(623,286.86)	292,596.63	135,921.86	64,057.02	185,444.32	(\$1,245,281,586.70)
211	Current Claims	\$0.00	0.00	0.00	0.00	0.00	0.00	0.00	0.00	0.00	0.00	0.00	0.00	0.00	\$0.00
213	HRA Embedded Claims Wage Works	(\$54,906,089.14)	0.00	0.00	4,262.68	67.20	5,975.61	0.00	0.00	(1,436.14)	1,013.61	(9,505.70)	197.46	6,083.70	(\$54,901,680.72)
214	HRA Welfer Claims Wage Works	(\$35,923,140.87)	455.94	0.00	5,338.22	453.00	3,228.84	0.00	0.00	(5,570.40)	4,546.38	(5,732.79)	(2,640.64)	2,730.15	(\$35,920,322.17)
215	Anthem Admin	(\$39,167,491.33)	0.00	0.00	0.00	0.00	0.00	0.00	0.00	0.00	0.00	0.00	0.00	0.00	(\$39,167,491.33)
216	Wage Works Admin	(\$5,085,605.04)	0.00	0.00	0.00	0.00	0.00	0.00	0.00	0.00	0.00	0.00	0.00	0.00	(\$5,085,605.04)
217	MOX Medical Admin Compass	(\$1,274,538.35)	0.00	0.00	0.00	0.00	0.00	0.00	0.00	0.00	0.00	0.00	0.00	0.00	(\$1,274,538.35)
218	Rebilit - BH Services	(\$1,058,208.00)	0.00	0.00	0.00	0.00	0.00	0.00	0.00	0.00	0.00	0.00	0.00	0.00	(\$1,058,208.00)
219	Dependent Eligibility/Audit	(\$105,823.23)	0.00	0.00	0.00	0.00	0.00	0.00	0.00	0.00	0.00	0.00	0.00	0.00	(\$105,823.23)
220	Printing & Postage	\$0.00	0.00	0.00	0.00	0.00	0.00	0.00	0.00	0.00	0.00	0.00	0.00	0.00	\$0.00
221	WebMD Admin	(\$9,440,596.87)	0.00	0.00	0.00	0.00	0.00	0.00	0.00	0.00	0.00	0.00	0.00	0.00	(\$9,440,596.87)
222	WebMD Claims	(\$6,085,777.93)	0.00	0.00	0.00	0.00	0.00	0.00	0.00	0.00	0.00	0.00	0.00	0.00	(\$6,085,777.93)
223	Cardlight Admin	\$0.00	0.00	0.00	0.00	0.00	0.00	0.00	0.00	0.00	0.00	0.00	0.00	0.00	\$0.00
224	Cardlight Renewals	\$0.00	0.00	0.00	0.00	0.00	0.00	0.00	0.00	0.00	0.00	0.00	0.00	0.00	\$0.00
301	Pharmacy Claims Express Scripts	\$0.00	0.00	0.00	0.00	0.00	0.00	0.00	0.00	0.00	0.00	0.00	0.00	0.00	\$0.00
302	Express Scripts Admin Fees	\$0.00	0.00	0.00	0.00	0.00	0.00	0.00	0.00	0.00	0.00	0.00	0.00	0.00	\$0.00
310	Pharmacy Claims-CVS	(\$553,474,915.26)	50.75	(256,497.86)	0.00	(175,742.58)	(69,153.94)	(148,843.10)	(112,037.96)	(265.00)	(391,490.46)	(4,687.88)	(28,541.61)	(1,233.46)	(\$554,663,378.36)
311	CVS ADMIN	(\$4,580,287.28)	0.00	0.00	(142.37)	0.00	0.00	0.00	0.00	0.00	0.00	0.00	0.00	0.00	(\$4,580,429.65)
312	Pharmacy claims monitoring/audit	\$0.00	0.00	0.00	0.00	0.00	0.00	0.00	0.00	0.00	0.00	0.00	0.00	0.00	\$0.00
500	TRANSFERS TO OTHER PLAN YEAR(S)	\$0.00	0.00	0.00	0.00	0.00	0.00	0.00	0.00	0.00	0.00	0.00	0.00	0.00	\$0.00
501	Operating Transfer Exp & Adj	\$31,572,918.55	0.00	0.00	134,629.15	0.00	0.00	0.00	6,924.49	0.00	0.00	0.00	0.00	0.00	\$31,714,472.19
502	Transfer for Clinic Cleaning Services	(\$14,053.60)	0.00	0.00	0.00	0.00	0.00	0.00	0.00	0.00	0.00	0.00	0.00	0.00	(\$14,053.60)
503	Voided/RES/Cancelled Check Fees	(\$10.00)	0.00	0.00	0.00	0.00	0.00	0.00	0.00	0.00	0.00	0.00	0.00	0.00	(\$10.00)
Total Cash Transactions:		(\$35,702,527.90)	(\$4,463,311.92)	(\$937,705.96)	\$78,416.87	(\$42,503.59)	\$24,366.07	(\$71,579.07)	\$5,316,499.42	(\$635,558.40)	(\$93,333.44)	\$116,847.85	\$33,072.23	\$192,704.71	(\$36,004,713.51)

Kentucky Employees' Health Plan – Status Report
 4th Quarter, 2024
 Attachment B – Summary
 Page B-8

	Plan Year 2021												Plan Year Transactions to Date		
	2021 Balance Forward	Jan-2022	Feb-2022	Mar-2022	Apr-2022	May-2022	Jun-2022	Jul-2022	Aug-2022	Sep-2022	Oct-2022	Nov-2022		Dec-2022	
101 Premiums	\$1,540,216,263.92	82,306,926.89	32,141.79	1,134.10	122,579.11	0.00	0.00	0.00	0.00	0.00	0.00	0.00	0.00	0.00	\$1,663,069,045.81
102 HRA Waiver Contribution	\$46,951,002.83	23,070.50	0.00	0.00	0.00	0.00	0.00	0.00	0.00	0.00	0.00	0.00	0.00	0.00	\$46,974,103.33
110 Investment Income	(\$163,307.43)	0.00	0.00	0.00	0.00	0.00	0.00	0.00	0.00	0.00	0.00	0.00	0.00	0.00	(\$163,307.43)
120 Drug Rebates Escrpts	\$0.00	0.00	0.00	0.00	0.00	0.00	0.00	0.00	0.00	0.00	0.00	0.00	0.00	0.00	\$0.00
121 Drug Rebates CVS	\$46,722,194.44	46,018,808.16	0.00	0.00	46,125,558.34	0.00	0.00	7,104,247.94	0.00	816,405.37	0.00	0.00	0.00	0.00	\$186,787,214.45
130 TRANSFERS TO OTHER PLAN YEAR(S)	\$0.00	0.00	0.00	0.00	0.00	0.00	0.00	0.00	0.00	0.00	0.00	0.00	0.00	0.00	\$0.00
201 Medical Claims Humana	(\$2,270,305.32)	0.00	0.00	0.00	0.00	0.00	0.00	0.00	0.00	0.00	0.00	0.00	0.00	0.00	(\$2,270,305.32)
202 Humana Admin Fees	\$0.00	0.00	0.00	0.00	0.00	0.00	0.00	0.00	0.00	0.00	0.00	0.00	0.00	0.00	\$0.00
203 HRA Select Claims Humana	\$0.00	0.00	0.00	0.00	0.00	0.00	0.00	0.00	0.00	0.00	0.00	0.00	0.00	0.00	\$0.00
204 HRA Waiver Claims Humana	\$0.00	0.00	0.00	0.00	0.00	0.00	0.00	0.00	0.00	0.00	0.00	0.00	0.00	0.00	\$0.00
210 Medical Claims Anthem	(\$1,059,040,281.09)	97,280,846.92	(42,144,343.36)	(15,501,921.98)	(3,033,955,846.37)	(7,317,876,444)	(3,812,620,781)	(1,996,891,441)	(1,436,183.16)	(3,738,126.70)	(1,891,365.00)	(1,324,734.50)	(671,980.65)	(\$1,846,553,760.39)	
211 HRA Embedded Claims Wage Works	(\$52,511,047.58)	(1,835,940.77)	(232,555.63)	(232,760.55)	(96,072.56)	(2,127.93)	497.54	141.59	40.68	(500.00)	306.59	843.27	1,085.81	(\$54,908,689.14)	
214 HRA Waiver Claims Wage Works	(\$34,074,186.17)	(1,447,378.60)	(147,689.24)	(160,627.48)	(74,930.27)	187.14	1,457.91	(24,793.24)	1,245.26	30.00	418.86	1,420.08	1,704.89	(\$35,933,140.87)	
215 Anthem Admin	(\$40,921,361.65)	(7,797.91)	892,208.91	(6,277.60)	(6,154.80)	(2.10)	0.00	869,490.96	0.00	0.00	0.00	0.00	0.00	(\$39,167,491.33)	
216 Wage Works Admin	(\$4,507,262.40)	(433,819.00)	(6,277.60)	(171,724.20)	37,322.95	2,480.01	0.00	0.00	0.00	0.00	0.00	0.00	0.00	(\$5,085,805.04)	
217 MDX Medical Admin Compass	(\$1,168,538.35)	(88,184.00)	0.00	0.00	0.00	0.00	0.00	0.00	0.00	0.00	0.00	0.00	0.00	(\$1,274,538.35)	
218 Healthlink - BH Services	(\$970,024.00)	(88,184.00)	0.00	0.00	0.00	0.00	0.00	0.00	0.00	0.00	0.00	0.00	0.00	(\$1,058,208.00)	
219 Dependent Eligibility Audit	(\$40,862.48)	(26,854.80)	0.00	0.00	1,894.05	0.00	0.00	0.00	0.00	0.00	0.00	0.00	0.00	(\$105,823.23)	
220 Printing & Postage	\$0.00	0.00	0.00	0.00	0.00	0.00	0.00	0.00	0.00	0.00	0.00	0.00	0.00	\$0.00	
221 WebMD Admin	(\$8,689,941.92)	(834,016.63)	(418.80)	0.00	0.00	0.00	83,800.28	0.00	0.00	0.00	0.00	0.00	0.00	(\$9,440,596.87)	
222 WebMD Claims	(\$4,281,472.52)	(26,399.67)	(1,277,905.74)	22,785.17	(56,592.52)	(6,632.09)	0.00	0.00	0.00	0.00	0.00	0.00	0.00	(\$4,085,777.93)	
301 Pharmacy Claims Express Scripts	\$0.00	0.00	0.00	0.00	0.00	0.00	0.00	0.00	0.00	0.00	0.00	0.00	0.00	\$0.00	
302 Express Scripts Admin Fees	\$0.00	0.00	0.00	0.00	0.00	0.00	0.00	0.00	0.00	0.00	0.00	0.00	0.00	\$0.00	
310 Pharmacy Claims-CVS	(\$542,074,831.25)	(11,244,821.99)	114,884.23	22,785.17	(56,592.52)	(6,632.09)	0.00	2,984.00	0.00	1,010.83	(235,313.14)	(1,683.16)	13,898.33	(\$553,474,915.26)	
311 CVS ADMIN	(\$9,123,027.56)	(545,994.49)	(741,063.92)	0.00	0.00	0.00	1,959,576.93	0.00	(778.24)	0.00	0.00	0.00	0.00	(\$9,580,287.28)	
500 TRANSFERS TO OTHER PLAN YEAR(S)	\$0.00	0.00	(57,207,825.25)	57,207,825.25	0.00	0.00	0.00	0.00	0.00	0.00	0.00	0.00	0.00	\$0.00	
501 Operating Transfer Exp & Adj	\$10,218,409.52	0.00	0.00	0.00	(667,636.00)	22,021,745.03	0.00	0.00	0.00	0.00	0.00	0.00	0.00	\$31,572,918.55	
502 Transfer for Clinic Claiming Services	(\$11,498.40)	(1,277.60)	(1,277.60)	0.00	0.00	0.00	0.00	0.00	0.00	0.00	0.00	0.00	0.00	(\$14,053.60)	
503 Voided/NSF/Canceled Check Fees	(\$5.00)	0.00	(5.00)	0.00	0.00	0.00	0.00	0.00	0.00	0.00	0.00	0.00	0.00	(\$10.00)	
Total Cash Transactions:	(\$35,878,622.21)	\$14,149,419.17	(\$100,720,149.01)	\$41,164,700.76	\$35,620,694.88	(\$7,956,932.37)	\$20,226,387.25	\$5,955,179.81	(\$1,435,675.46)	(\$3,738,585.87)	(\$1,309,550.92)	(\$1,324,154.31)	(\$655,281.62)	(\$35,702,827.90)	

Kentucky Employees' Health Plan – Status Report
 4th Quarter, 2024
 Attachment B – Summary
 Page B-9

	Plan Year 2021												Plan Year Transactions to Date	
	2020 Balance Forward	Jan-2021	Feb-2021	Mar-2021	Apr-2021	May-2021	Jun-2021	Jul-2021	Aug-2021	Sep-2021	Oct-2021	Nov-2021		Dec-2021
101 PREMIUMS	\$0.00	63,472,193.10	199,062,363.42	84,394,139.59	139,289,564.57	196,984,311.62	54,802,344.13	219,796,010.23	78,164,712.48	137,307,409.50	135,869,871.61	137,882,096.82	131,531,026.85	\$1,880,576,263.92
102 HRA WAIVER CONTRIBUTION	\$0.00	598,675.00	7,221,086.62	647,083.18	3,868,085.06	7,239,391.44	324,387.50	7,449,233.48	3,758,233.48	3,709,825.00	4,030,613.13	4,025,420.50	4,078,543.92	\$46,951,082.83
110 Investment Income	\$0.00	(1,232.78)	(6,831.22)	(4,578,216)	(19,990.84)	(21,596.00)	(13,920.91)	(16,159.69)	(13,178.94)	(11,453.78)	(13,851.35)	(11,717.64)	(12,816.54)	(\$163,307.43)
120 DRUG REBATES- ESCRIPTS	\$0.00	0.00	0.00	0.00	0.00	0.00	0.00	0.00	0.00	0.00	0.00	0.00	0.00	\$0.00
121 DRUG REBATES- CVS	\$0.00	0.00	0.00	0.00	0.00	0.00	0.00	43,236,360.15	0.00	0.00	43,485,834.49	0.00	0.00	\$86,722,194.64
130 TRANSFERS FROM OTHER PLAN YEAR(S)	\$0.00	0.00	0.00	0.00	0.00	0.00	0.00	0.00	0.00	0.00	0.00	0.00	0.00	\$0.00
131 MEDICAL CLAIMS HUMANA	\$0.00	0.00	0.00	0.00	0.00	0.00	0.00	0.00	0.00	0.00	0.00	0.00	0.00	\$0.00
201 MEDICAL CLAIMS HUMANA	\$0.00	0.00	0.00	0.00	0.00	0.00	0.00	(2,270,305.32)	0.00	0.00	0.00	0.00	0.00	(\$2,270,305.32)
202 HUMANA ADMIN FEES	\$0.00	0.00	0.00	0.00	0.00	0.00	0.00	0.00	0.00	0.00	0.00	0.00	0.00	\$0.00
203 HRA EMERGED CLAIMS HUMANA	\$0.00	0.00	0.00	0.00	0.00	0.00	0.00	0.00	0.00	0.00	0.00	0.00	0.00	\$0.00
204 HRA WAIVER CLAIMS HUMANA	\$0.00	0.00	0.00	0.00	0.00	0.00	0.00	0.00	0.00	0.00	0.00	0.00	0.00	\$0.00
210 MEDICAL CLAIMS-ANTHEM	\$0.00	(10,542,513.87)	(55,976,126.08)	(88,798,965.14)	(80,700,555.56)	(75,883,102.49)	(110,402,844.72)	(96,456,853.80)	(108,228,305.44)	(85,173,828.79)	(86,922,147.52)	(136,326,862.56)	(123,648,375.12)	(\$1,059,040,381.09)
213 HRA EMERGED CLAIMS- WW	\$0.00	(4,088,411.05)	(4,547,844.57)	(6,204,043.93)	(5,423,089.31)	(4,585,032.18)	(5,329,641.97)	(4,780,846.72)	(4,203,523.63)	(3,264,387.69)	(3,211,090.69)	(3,309,619.69)	(3,563,516.15)	(\$52,511,447.58)
214 HRA WAIVER CLAIMS- WW	\$0.00	(2,616,199.70)	(2,421,355.51)	(9,018,708.44)	(2,651,622.22)	(2,177,998.80)	(2,673,877.20)	(4,250,604.51)	(3,411,427.27)	(2,328,032.41)	(2,644,761.23)	(2,829,164.67)	(2,840,434.21)	(\$34,074,186.17)
215 ANTHEM ADMIN	\$0.00	(3,751,554.60)	(3,749,497.20)	(3,744,087.00)	(3,737,963.42)	(41,826.10)	(3,720,324.78)	(3,700,986.73)	(3,667,737.75)	(3,660,161.23)	(3,712,133.80)	(3,714,950.33)	(3,720,058.71)	(\$40,911,381.65)
216 WAGE WORKS ADMIN	\$0.00	(103,847.20)	(110,946.60)	(103,607.40)	(108,238.55)	(105,619.20)	(104,170.80)	(104,861.10)	(105,301.30)	(103,656.70)	(105,274.55)	(1,200.00)	(211,815.15)	(\$1,266,238.35)
217 MDX MEDICAL ADMIN- COMPASS	\$0.00	0.00	(176,368.00)	(88,184.00)	(88,184.00)	0.00	(176,368.00)	0.00	(86,184.00)	(176,368.00)	(88,184.00)	(88,184.00)	0.00	(\$970,024.00)
218 Rebirth - BH Services	\$0.00	0.00	(1,035.00)	(25,470.20)	(10,110.80)	(4,301.00)	(4,788.60)	1,830.80	(11,219.40)	(5,652.48)	(9,089.60)	(11,026.20)	0.00	(\$80,862.48)
219 Dependent Eligibility Audit	\$0.00	0.00	0.00	0.00	0.00	0.00	0.00	0.00	0.00	0.00	0.00	0.00	0.00	\$0.00
220 Printing & Postage	\$0.00	0.00	0.00	0.00	0.00	0.00	0.00	(1,001,513.46)	(1,468,739.43)	(1,278,223.23)	(302,468.64)	(170,543.49)	(424,751.82)	(\$4,689,841.92)
221 WebMD Admin	\$0.00	0.00	0.00	0.00	0.00	(1,241,780.58)	(2,801,921.27)	0.00	0.00	0.00	0.00	0.00	0.00	(\$4,281,172.52)
222 WebMD Claims	\$0.00	0.00	0.00	0.00	0.00	(255,137.22)	0.00	(637,324.78)	0.00	(293,633.41)	0.00	(432,185.00)	(2,663,192.11)	(\$4,281,172.52)
301 PHARMACY CLAIMS- ESI	\$0.00	0.00	0.00	0.00	0.00	0.00	0.00	0.00	0.00	0.00	0.00	0.00	0.00	\$0.00
302 EXPRESS SCRIPTS ADMIN FEES	\$0.00	0.00	0.00	0.00	0.00	0.00	0.00	0.00	0.00	0.00	0.00	0.00	0.00	\$0.00
310 PHARMACY CLAIMS- CVS	\$0.00	(2,954,047.77)	(41,590,191.23)	(60,393,682.44)	(47,710,975.99)	(43,622,055.37)	(48,766,666.60)	(46,038,836.24)	(46,267,158.95)	(48,089,988.08)	(47,292,986.66)	(37,530,925.41)	(66,097,006.51)	(\$542,074,831.25)
311 CVS ADMIN	\$0.00	(236,579.00)	(243,422.94)	(1,022,788.22)	(1,063,523.85)	(1,003,223.79)	(949,161.95)	(684,174.04)	(769,506.59)	(901,926.27)	(718,618.10)	(905,794.78)	(733,308.03)	(\$9,232,027.56)
500 TRANSFERS TO OTHER PLAN YEAR(S)	\$0.00	0.00	0.00	0.00	0.00	0.00	0.00	0.00	0.00	0.00	0.00	0.00	0.00	\$0.00
501 OPERATING TRANSFER/EXP & ADU	\$0.00	(2,065,859.17)	(1,277.60)	0.00	(1,853,172.12)	16,962,267.73	(646,936.00)	0.00	(105,908.00)	0.00	(2,070,305.32)	0.00	0.00	\$10,218,809.52
502 Transfer for Clinic Changing Services	\$0.00	0.00	0.00	0.00	0.00	(1,277.60)	(3,832.80)	0.00	0.00	(1,277.60)	0.00	(3,832.80)	0.00	(\$11,898.40)
503 Voided/NSF/Cancelled Check Fees	\$0.00	0.00	0.00	0.00	0.00	(5.00)	0.00	0.00	0.00	0.00	0.00	0.00	0.00	(\$5.00)
Total Cash Transactions:	\$0.00	\$10,990,642.98	\$97,029,429.09	(\$58,808,195.26)	(\$66,801.83)	\$94,835,253.26	(\$120,864,749.37)	\$110,128,984.59	(\$86,815,474.34)	(\$4,876,200.27)	\$35,839,732.37	(\$43,800,573.89)	(\$68,670,669.98)	(\$95,678,822.21)

Kentucky Employees' Health Plan – Status Report
 4th Quarter, 2024
 Attachment B – Summary
 Page B-10

2024	Plan Year 2022													
	2023 Balance Forward	Jan-2024	Feb-2024	Mar-2024	Apr-2024	May-2024	Jun-2024	Jul-2024	Aug-2024	Sep-2024	Oct-2024	Nov-2024	Dec-2024	Plan Year Transactions to Date
101 Premiums	\$1,692,653,610.02	0.00	0.00	0.00	0.00	0.00	0.00	0.00	0.00	0.00	0.00	0.00	0.00	\$1,692,653,610.02
102 HRA Welher Contribution	\$48,900,472.44	0.00	0.00	0.00	0.00	0.00	0.00	0.00	0.00	0.00	0.00	0.00	0.00	\$48,900,472.44
110 Investment Income	\$7,523,424.13	0.00	0.00	0.00	0.00	0.00	0.00	0.00	0.00	0.00	0.00	0.00	0.00	\$7,523,424.13
120 Drug Rebates Escrow	\$0.00	0.00	0.00	0.00	0.00	0.00	0.00	0.00	0.00	0.00	0.00	0.00	0.00	\$0.00
121 Drug Rebates CVS	\$220,011,274.92	353,684.98	0.00	0.00	498,550.56	0.00	60,890.16	0.00	0.00	(717,673.60)	0.00	322,737.12	0.00	\$220,529,464.14
130 TRANSFERS FROM OTHER PLAN YEAR(S)	\$0.00	0.00	0.00	0.00	0.00	0.00	0.00	0.00	0.00	0.00	0.00	0.00	0.00	\$0.00
201 Medical Claims Humana	\$0.00	0.00	0.00	0.00	0.00	0.00	0.00	0.00	0.00	0.00	0.00	0.00	0.00	\$0.00
202 Humana Admin Fees	\$0.00	0.00	0.00	0.00	0.00	0.00	0.00	0.00	0.00	0.00	0.00	0.00	0.00	\$0.00
203 HRA Select Claims Humana	\$0.00	0.00	0.00	0.00	0.00	0.00	0.00	0.00	0.00	0.00	0.00	0.00	0.00	\$0.00
204 HRA Welher Claims Humana	\$0.00	0.00	0.00	0.00	0.00	0.00	0.00	0.00	0.00	0.00	0.00	0.00	0.00	\$0.00
210 Medical Claims Anthem	(\$1,235,727,720.42)	1,025,762.02	(48,617.44)	(319,739.81)	(15,034.65)	196,918.15	192,099.55	(252,727.77)	(159,175.91)	195,941.33	298,662.36	(469,992.88)	(14,304.76)	(\$1,235,097,930.23)
211 Anthem Claims	\$0.00	0.00	0.00	0.00	0.00	0.00	0.00	0.00	0.00	0.00	0.00	0.00	0.00	\$0.00
213 HRA Embedded Claims Wage Works	(\$56,663,357.29)	95.14	3,926.20	0.00	2,218.11	384.57	5,916.95	0.00	(2,144.73)	(415.99)	1,290.19	44.99	100.69	(\$56,651,941.17)
214 HRA Welher Claims Wage Works	(\$95,207,933.99)	89.00	2,831.62	0.00	375.52	0.98	3,785.70	(1,196.82)	(2,786.64)	(2,425.93)	(211.38)	17.00	186.17	(\$95,207,869.17)
215 Anthem Admin	(\$43,233,574.97)	0.00	0.00	0.00	0.00	0.00	0.00	0.00	0.00	(550.64)	0.00	0.00	0.00	(\$43,234,125.61)
216 Wage Works Admin	(\$5,101,553.10)	0.00	0.00	0.00	0.00	0.00	0.00	0.00	0.00	0.00	0.00	0.00	0.00	(\$5,101,553.10)
217 MDX Medical Admin Compass	(\$1,313,818.56)	0.00	0.00	0.00	0.00	0.00	0.00	0.00	0.00	0.00	0.00	0.00	0.00	(\$1,313,818.56)
218 Isthink - BH Services	(\$867,240.00)	0.00	0.00	0.00	0.00	0.00	0.00	0.00	0.00	0.00	0.00	0.00	0.00	(\$867,240.00)
219 Dependnet Eligibility Audit	(\$175,572.95)	0.00	0.00	0.00	0.00	0.00	0.00	0.00	0.00	0.00	0.00	0.00	0.00	(\$175,572.95)
220 Printing & Postage	\$0.00	0.00	0.00	0.00	0.00	0.00	0.00	0.00	0.00	0.00	0.00	0.00	0.00	\$0.00
221 WebMD Admin	(\$8,470,863.75)	0.00	0.00	0.00	0.00	0.00	0.00	0.00	0.00	0.00	0.00	0.00	0.00	(\$8,470,863.75)
222 WebMD Claims	(\$3,953,105.00)	0.00	0.00	0.00	0.00	0.00	0.00	0.00	0.00	0.00	0.00	0.00	0.00	(\$3,953,105.00)
223 Castlight Admin	\$0.00	0.00	0.00	0.00	0.00	0.00	0.00	0.00	0.00	0.00	0.00	0.00	0.00	\$0.00
224 Castlight Rewards	\$0.00	0.00	0.00	0.00	0.00	0.00	0.00	0.00	0.00	0.00	0.00	0.00	0.00	\$0.00
301 Pharmacy Claims Express Scripts	\$0.00	0.00	0.00	0.00	0.00	0.00	0.00	0.00	0.00	0.00	0.00	0.00	0.00	\$0.00
302 Express Scripts Admin Fees	\$0.00	0.00	0.00	0.00	0.00	0.00	0.00	0.00	0.00	0.00	0.00	0.00	0.00	\$0.00
310 Pharmacy Claims-CVS	(\$579,295,552.90)	(32,816.65)	14,358.83	(13.72)	30,739.41	(71,313.72)	(561.12)	(8,740.28)	(56,874.75)	(15,168.40)	(2,970.62)	(3,030.09)	(1.23)	(\$579,421,950.44)
311 CVS ADMIN	(\$15,305,743.72)	0.00	0.00	0.00	0.00	0.00	0.00	0.00	0.00	0.00	0.00	0.00	0.00	(\$15,305,743.72)
312 Pharmacy claims monitoring/audit	\$0.00	0.00	0.00	0.00	0.00	0.00	0.00	0.00	0.00	0.00	0.00	0.00	0.00	\$0.00
500 TRANSFERS TO OTHER PLAN YEAR(S)	\$0.00	0.00	0.00	0.00	0.00	0.00	0.00	0.00	0.00	0.00	0.00	0.00	0.00	\$0.00
501 Operating Transfer Exp & Adj	(\$6,009,632.98)	0.00	0.00	0.00	0.00	0.00	0.00	0.00	0.00	0.00	0.00	0.00	0.00	(\$6,009,632.98)
502 Transfer for Clinic Cleaning Services	(\$14,810.04)	0.00	0.00	0.00	0.00	0.00	0.00	0.00	0.00	0.00	0.00	0.00	0.00	(\$14,810.04)
503 Voided/NSF/Cancelled Check Fees	(\$5.00)	0.00	0.00	0.00	0.00	0.00	0.00	0.00	0.00	0.00	0.00	0.00	0.00	(\$5.00)
Total Cash Transactions:	(\$24,249,701.96)	\$1,946,814.89	(\$27,500.79)	(\$319,753.53)	\$516,842.95	\$125,989.96	\$204,241.08	(\$201,774.71)	(\$200,962.03)	\$177,960.37	(\$420,904.05)	(\$472,960.98)	\$308,717.99	(\$23,216,191.00)

Kentucky Employees' Health Plan – Status Report
 4th Quarter, 2024
 Attachment B – Summary
 Page B-11

	Plan Year 2022												Plan Year Transactions to Date		
	2022 Balance Forward	Jan-2023	Feb-2023	Mar-2023	Apr-2023	May-2023	Jun-2023	Jul-2023	Aug-2023	Sep-2023	Oct-2023	Nov-2023		Dec-2023	
101 Premiums	\$1,616,799,803.82	75,803,308.81	46,278.55	3,520.75	1,572.66	125.43	0.00	0.00	0.00	0.00	0.00	0.00	0.00	0.00	\$1,693,653,650.02
102 HRA Walker Contribution	\$45,221,713.89	3,678,758.55	0.00	0.00	0.00	0.00	0.00	0.00	0.00	0.00	0.00	0.00	0.00	0.00	\$48,900,472.44
110 Investment Income	\$6,074,736.14	0.00	0.00	1,448,687.99	0.00	0.00	0.00	0.00	0.00	0.00	0.00	0.00	0.00	0.00	\$7,523,424.13
120 Drug Rebates	\$0.00	0	0.00	0.00	0.00	0.00	0.00	0.00	0.00	0.00	0.00	0.00	0.00	0.00	\$0.00
121 Drug Rebates CVS	\$98,979,457.84	56,253,087.81	0.00	0.00	57,500,639.87	0.00	133,695.54	7,095,655.27	0.00	0.00	94,738.59	0.00	0.00	0.00	\$220,011,276.92
130 TRANSFERS FROM OTHER PLAN YEAR(S)	\$0.00	0.00	0.00	0.00	0.00	0.00	0.00	0.00	0.00	0.00	0.00	0.00	0.00	0.00	\$0.00
Z01 Medical Claims Humana	\$0.00	0.00	0.00	0.00	0.00	0.00	0.00	0.00	0.00	0.00	0.00	0.00	0.00	0.00	\$0.00
Z02 Humana Admin Fees	\$0.00	0.00	0.00	0.00	0.00	0.00	0.00	0.00	0.00	0.00	0.00	0.00	0.00	0.00	\$0.00
Z03 HRA Select Claims Humana	\$0.00	0.00	0.00	0.00	0.00	0.00	0.00	0.00	0.00	0.00	0.00	0.00	0.00	0.00	\$0.00
Z04 HRA Walker Claims Humana	\$0.00	0.00	0.00	0.00	0.00	0.00	0.00	0.00	0.00	0.00	0.00	0.00	0.00	0.00	\$0.00
Z10 Medical Claims Anthem	\$1,083,095,594.85	(114,816,710.72)	(26,707,110.11)	(11,486,681.99)	(6,520,327.46)	(6,193,553.58)	290,093.17	(785,753.48)	(3,161,283.55)	(1,334,773.74)	(1,592,956.24)	(210,358.43)	227,250.56	(51,235,727,720.40)	\$0.00
Z11 Carum Claims	\$0.00	0.00	0.00	0.00	0.00	0.00	0.00	0.00	0.00	0.00	0.00	0.00	0.00	0.00	\$0.00
Z13 HRA Embedded Claims Wage Works	(\$54,641,311.93)	(1,536,898.86)	(219,586.36)	(178,898.25)	(94,621.02)	2,161.08	823.38	61.64	846.33	777.31	0.00	0.00	3,594.44	(56,683,357.29)	\$0.00
Z14 HRA Walker Claims Wage Works	(\$33,610,887.11)	(1,272,755.16)	(140,087.37)	(103,292.75)	(84,632.60)	(1,087.36)	735.51	250.00	240.07	255.38	292.20	890.11	2,145.69	(\$35,207,933.39)	\$0.00
Z15 Anthem Admin	(\$44,110,819.03)	(4,963.28)	(111.55)	882,276.15	42.74	0.00	0.00	0.00	0.00	0.00	0.00	0.00	0.00	(\$43,233,574.97)	\$0.00
Z16 Wage Works Admin	(\$4,666,510.80)	(441,178.60)	(5,563.60)	(5,496.40)	(5,473.60)	11,310.05	0.00	0.00	0.00	0.00	0.00	0.00	0.00	(\$5,101,553.10)	\$0.00
Z17 MDX Medical Admin Compass	(\$1,330,791.20)	3,310.00	0.00	13,662.64	0.00	0.00	0.00	0.00	0.00	0.00	0.00	0.00	0.00	(\$1,313,818.56)	\$0.00
Z18 Reclaim - BH Services	(\$867,240.00)	0.00	0.00	0.00	0.00	0.00	0.00	0.00	0.00	0.00	0.00	0.00	0.00	(\$867,240.00)	\$0.00
Z19 Dependnet Eligibility Audit	(\$167,118.00)	(6,643.40)	2,188.45	0.00	0.00	0.00	0.00	0.00	0.00	0.00	0.00	0.00	0.00	(\$173,572.95)	\$0.00
Z20 Printing & Postage	\$0.00	0.00	0.00	0.00	0.00	0.00	0.00	0.00	0.00	0.00	0.00	0.00	0.00	0.00	\$0.00
Z21 WabMD Admin	(\$8,218,401.95)	(257,615.50)	(74,259.28)	0.00	0.00	79,412.98	0.00	0.00	0.00	0.00	0.00	0.00	0.00	(\$8,470,883.73)	\$0.00
Z22 WabMD Claims	(\$2,520,225.00)	(1,432,880.00)	0.00	0.00	0.00	0.00	0.00	0.00	0.00	0.00	0.00	0.00	0.00	(\$3,953,105.00)	\$0.00
Z23 Castlight Admin	\$0.00	0.00	0.00	0.00	0.00	0.00	0.00	0.00	0.00	0.00	0.00	0.00	0.00	0.00	\$0.00
Z24 Castlight Rewards	\$0.00	0.00	0.00	0.00	0.00	0.00	0.00	0.00	0.00	0.00	0.00	0.00	0.00	0.00	\$0.00
301 Pharmacy Claims Express Scripts	\$0.00	0.00	0.00	0.00	0.00	0.00	0.00	0.00	0.00	0.00	0.00	0.00	0.00	0.00	\$0.00
302 Express Scripts Admin Fees	\$0.00	0.00	0.00	0.00	0.00	0.00	0.00	0.00	0.00	0.00	0.00	0.00	0.00	0.00	\$0.00
310 Pharmacy Claims-CVS	(\$568,971,490.89)	(10,812,463.38)	1,155,002.81	0.00	(226,651.25)	(80,969.45)	(71,205.51)	(1,63,359.46)	(284,926.44)	(754,878.97)	(13,719.90)	645,136.52	283,873.62	(\$579,295,552.30)	\$0.00
311 CVS ADMIN	(\$13,707,707.04)	(536,471.89)	(987,772.97)	(73,791.82)	0.00	0.00	0.00	0.00	0.00	0.00	0.00	0.00	0.00	(\$15,305,743.72)	\$0.00
312 Pharmacy claims monitoring/audit	\$0.00	0.00	0.00	0.00	0.00	0.00	0.00	0.00	0.00	0.00	0.00	0.00	0.00	0.00	\$0.00
500 TRANSFERS TO OTHER PLAN YEAR(S)	\$0.00	0.00	0.00	0.00	0.00	0.00	0.00	0.00	0.00	0.00	0.00	0.00	0.00	0.00	\$0.00
501 Operating Transfer Exp & Adj	(\$8,009,632.98)	0.00	0.00	0.00	0.00	0.00	0.00	0.00	0.00	0.00	0.00	0.00	0.00	(\$8,009,632.98)	\$0.00
502 Transfer for Clinic Cleaning Services	(\$19,534.77)	(1,285.27)	0.00	0.00	0.00	0.00	0.00	0.00	0.00	0.00	0.00	0.00	0.00	(\$20,820.04)	\$0.00
503 Voided/MSF/Cancelled Check Fees	(\$5.00)	0.00	0.00	0.00	0.00	0.00	0.00	0.00	0.00	0.00	0.00	0.00	0.00	(\$5.00)	\$0.00
Total Cash Transactions:	(\$36,802,548.86)	\$4,616,598.91	(\$26,931,021.43)	(\$9,500,013.68)	\$50,570,589.94	(\$6,182,600.85)	\$954,148.09	\$6,106,853.97	(\$3,433,813.54)	(\$2,086,620.02)	(\$1,911,646.35)	\$485,357.15	\$517,004.31	(\$24,289,701.96)	

Kentucky Employees' Health Plan – Status Report
 4th Quarter, 2024
 Attachment B – Summary
 Page B-12

	Plan Year 2022												Plan Year Transactions to Date	
	2021 Balance Forward	Jan-2022	Feb-2022	Mar-2022	Apr-2022	May-2022	Jun-2022	Jul-2022	Aug-2022	Sep-2022	Oct-2022	Nov-2022		Dec-2022
101 Premiums	\$113.30	67,643,963.13	140,495,474.59	148,316,816.57	136,299,661.68	143,282,296.73	184,022,289.53	155,683,643.66	142,320,842.09	78,855,632.79	199,166,722.14	80,461,385.69	139,249,961.92	\$1,616,798,803.82
102 HRA Waiver Contribution	\$0.00	3,992,427.02	4,031,555.81	618,100.00	7,496,151.35	4,081,823.00	634,775.00	7,445,550.00	3,915,296.00	3,871,794.65	4,217,289.56	637,700.00	4,295,291.50	\$45,221,713.89
110 Investment Income	\$0.00	(6,735.94)	4,812.57	28,034.20	101,384.78	198,944.21	272,313.50	608,994.71	781,091.02	832,933.84	949,716.07	1,080,939.52	1,222,107.66	\$6,074,786.16
120 Drug Rebates Scripts	\$0.00	0.00	0.00	0.00	0.00	0.00	0.00	0.00	0.00	0.00	0.00	0.00	0.00	\$0.00
121 Drug Rebates CVS	\$0.00	0.00	0.00	0.00	0.00	0.00	0.00	46,693,187.08	0.00	0.00	52,380,270.76	0.00	0.00	\$98,973,467.86
130 TRANSFERS TO OTHER PLAN YEAR(S)	\$0.00	0.00	0.00	0.00	0.00	0.00	0.00	0.00	0.00	0.00	0.00	0.00	0.00	\$0.00
201 Medical Claims Humana	\$0.00	0.00	0.00	0.00	0.00	0.00	0.00	0.00	0.00	0.00	0.00	0.00	0.00	\$0.00
202 Humana Admin Fees	\$0.00	0.00	0.00	0.00	0.00	0.00	0.00	0.00	0.00	0.00	0.00	0.00	0.00	\$0.00
203 HRA Select Claims Humana	\$0.00	0.00	0.00	0.00	0.00	0.00	0.00	0.00	0.00	0.00	0.00	0.00	0.00	\$0.00
204 HRA Waiver Claims Humana	\$0.00	0.00	0.00	0.00	0.00	0.00	0.00	0.00	0.00	0.00	0.00	0.00	0.00	\$0.00
210 Medical Claims Anthem	\$0.00	(6,034,225.06)	(53,223,594.81)	(64,471,613.91)	(67,734,376.56)	(95,210,655.71)	(77,058,101.90)	(88,133,252.04)	(53,422,584.73)	(112,729,854.60)	(125,338,381.32)	(109,582,084.66)	(110,096,869.55)	(\$1,065,035,390.85)
213 HRA Embedded Claims Wage Works	\$0.00	(4,369,684.93)	(4,924,851.82)	(7,152,712.14)	(5,280,946.53)	(4,964,101.67)	(5,052,098.59)	(4,981,293.33)	(4,257,007.90)	(3,333,359.73)	(3,178,691.21)	(3,472,546.61)	(3,674,017.47)	(\$54,641,311.93)
214 HRA Waiver Claims Wage Works	\$0.00	(2,651,175.77)	(2,442,950.88)	(3,248,009.90)	(2,379,205.48)	(2,158,175.19)	(2,288,754.73)	(4,188,925.99)	(3,477,795.74)	(2,317,278.76)	(2,526,175.30)	(2,747,426.80)	(3,985,013.57)	(\$39,610,887.11)
215 Anthem Admin	\$0.00	(3,703,955.00)	(3,702,075.40)	(3,703,608.90)	(3,703,373.94)	(3,691,991.60)	(3,681,807.58)	(3,659,390.08)	(3,635,937.33)	(3,605,789.63)	(3,568,344.20)	(3,672,115.80)	(3,682,429.57)	(\$44,110,819.03)
216 Wage Works Admin	\$0.00	(107,641.25)	(441,926.60)	(472,624.60)	(377,411.40)	(388,393.00)	(392,471.20)	(395,267.60)	(396,888.80)	(451,906.40)	(365,663.60)	(538,684.80)	(445,272.80)	(\$4,666,510.80)
217 WDW Medical Admin Compass	\$0.00	(88,184.00)	(88,184.00)	(88,184.00)	(88,184.00)	(102,489.60)	(101,393.80)	(101,393.80)	(85,264.00)	(257,586.85)	(10,500.00)	(101,567.35)	(233,500.05)	(\$1,330,791.20)
218 Health - BH Services	\$0.00	(88,184.00)	(88,184.00)	(88,184.00)	(88,184.00)	(102,489.60)	(101,393.80)	(101,393.80)	(85,264.00)	(257,586.85)	(10,500.00)	(101,567.35)	(233,500.05)	(\$1,330,791.20)
219 Dependent Eligibility Audit	\$0.00	0.00	(4,981.80)	(5,340.60)	(6,762.00)	(3,624.80)	(2,002.38)	(2,002.38)	(34,540.02)	(54,063.80)	(85,264.00)	0.00	(50,813.80)	(\$167,118.00)
220 Printing & Postage	\$0.00	0.00	0.00	0.00	0.00	0.00	0.00	0.00	0.00	0.00	0.00	0.00	0.00	\$0.00
221 Web/WD Admin	\$0.00	0.00	(259,353.12)	(363,937.88)	(601,747.58)	(1,128,984.48)	(2,450,271.82)	(930,692.98)	(803,368.04)	(263,311.78)	(688,516.99)	(258,497.98)	(469,019.30)	(\$8,238,401.95)
222 Web/WD Claims	\$0.00	0.00	0.00	0.00	0.00	0.00	0.00	0.00	(559,540.00)	(161,630.00)	(1,91,065.00)	0.00	(750,985.00)	(\$2,520,225.00)
301 Pharmacy Claims Express Scripts	\$0.00	0.00	0.00	0.00	0.00	0.00	0.00	0.00	0.00	0.00	0.00	0.00	0.00	\$0.00
302 Express Scripts Admin Fees	\$0.00	0.00	0.00	0.00	0.00	0.00	0.00	0.00	0.00	0.00	0.00	0.00	0.00	\$0.00
310 Pharmacy Claims-CVS	\$0.00	(30,390,219.10)	(44,756,607.20)	(41,864,042.17)	(46,339,504.42)	(45,995,968.19)	(51,409,932.89)	(47,119,679.79)	(50,547,413.31)	(52,760,572.70)	(48,247,146.73)	(41,506,233.68)	(68,034,670.51)	(\$58,971,890.89)
311 CVS ADMIN	\$0.00	(170,331.00)	(430,417.84)	(685,397.25)	(259,795.00)	(2,215,863.95)	(3,039,106.65)	(1,373,689.13)	(733,956.41)	(1,315,730.92)	(806,838.52)	(414,898.00)	(2,281,682.37)	(\$13,707,707.04)
500 TRANSFERS TO OTHER PLAN YEAR(S)	\$0.00	0.00	0.00	0.00	0.00	0.00	0.00	0.00	0.00	0.00	0.00	0.00	0.00	\$0.00
501 Operating Transfer Exp & Adj	\$0.00	(2,070,305.32)	0.00	325,544.02	0.00	(1,870,305.32)	(185,159.49)	(2,150,552.86)	0.00	72,263.11	(2,131,117.10)	0.00	0.00	(\$6,099,632.98)
502 Transfer for Clinic Cleaning Services	\$0.00	0.00	0.00	(2,161.74)	(1,080.87)	(1,285.27)	(1,285.27)	(1,285.27)	(1,285.27)	0.00	(2,570.54)	(1,285.27)	(1,285.27)	(\$13,524.77)
503 Voided/NSF/Canceled Check Fees	\$0.00	0.00	0.00	0.00	0.00	(5.00)	0.00	0.00	0.00	0.00	0.00	0.00	0.00	(\$5.00)
Total Cash Transactions:	\$113.30	\$22,048,932.78	\$54,256,899.50	\$27,036,712.60	\$16,977,625.03	(\$10,256,983.84)	\$38,436,415.91	\$58,393,950.18	\$70,934,352.64	\$93,903,764.78	\$69,379,724.02	(\$80,115,315.74)	(\$46,108,525.18)	(\$36,802,548.86)

Kentucky Employees' Health Plan – Status Report
 4th Quarter, 2024
 Attachment B – Summary
 Page B-13

		Plan Year 2022												Plan Year Transactions to Date		
2021		2020 Balance Forward	Jan-2021	Feb-2021	Mar-2021	Apr-2021	May-2021	Jun-2021	Jul-2021	Aug-2021	Sep-2021	Oct-2021	Nov-2021	Dec-2021		
101	PREMIUMS	\$0.00	0.00	0.00	0.00	0.00	0.00	0.00	0.00	0.00	0.00	0.00	0.00	0.00	113.30	\$113.30
102	HRA WAIVER CONTRIBUTION	\$0.00	0.00	0.00	0.00	0.00	0.00	0.00	0.00	0.00	0.00	0.00	0.00	0.00	0.00	\$0.00
110	Investment Income	\$0.00	0.00	0.00	0.00	0.00	0.00	0.00	0.00	0.00	0.00	0.00	0.00	0.00	0.00	\$0.00
120	DRUG REBATES- ESCRIPTS	\$0.00	0.00	0.00	0.00	0.00	0.00	0.00	0.00	0.00	0.00	0.00	0.00	0.00	0.00	\$0.00
121	DRUG REBATES- CVS	\$0.00	0.00	0.00	0.00	0.00	0.00	0.00	0.00	0.00	0.00	0.00	0.00	0.00	0.00	\$0.00
130	TRANSFERS FROM OTHER PLAN YEAR(S)	\$0.00	0.00	0.00	0.00	0.00	0.00	0.00	0.00	0.00	0.00	0.00	0.00	0.00	0.00	\$0.00
201	MEDICAL CLAIMS HUMANA	\$0.00	0.00	0.00	0.00	0.00	0.00	0.00	0.00	0.00	0.00	0.00	0.00	0.00	0.00	\$0.00
202	HUMANA ADMIN FEES	\$0.00	0.00	0.00	0.00	0.00	0.00	0.00	0.00	0.00	0.00	0.00	0.00	0.00	0.00	\$0.00
203	HRA EMBEDDED CLAIMS HUMANA	\$0.00	0.00	0.00	0.00	0.00	0.00	0.00	0.00	0.00	0.00	0.00	0.00	0.00	0.00	\$0.00
204	HRA WAIVER CLAIMS HUMANA	\$0.00	0.00	0.00	0.00	0.00	0.00	0.00	0.00	0.00	0.00	0.00	0.00	0.00	0.00	\$0.00
210	MEDICAL CLAIMS- ANTHEM	\$0.00	0.00	0.00	0.00	0.00	0.00	0.00	0.00	0.00	0.00	0.00	0.00	0.00	0.00	\$0.00
213	HRA EMBEDDED CLAIMS- WW	\$0.00	0.00	0.00	0.00	0.00	0.00	0.00	0.00	0.00	0.00	0.00	0.00	0.00	0.00	\$0.00
214	HRA WAIVER CLAIMS- WW	\$0.00	0.00	0.00	0.00	0.00	0.00	0.00	0.00	0.00	0.00	0.00	0.00	0.00	0.00	\$0.00
215	ANTHEM ADMIN	\$0.00	0.00	0.00	0.00	0.00	0.00	0.00	0.00	0.00	0.00	0.00	0.00	0.00	0.00	\$0.00
216	WAGE WORKS ADMIN	\$0.00	0.00	0.00	0.00	0.00	0.00	0.00	0.00	0.00	0.00	0.00	0.00	0.00	0.00	\$0.00
217	MDX MEDICAL ADMIN- COMPASS	\$0.00	0.00	0.00	0.00	0.00	0.00	0.00	0.00	0.00	0.00	0.00	0.00	0.00	0.00	\$0.00
218	Rethink - BH Services	\$0.00	0.00	0.00	0.00	0.00	0.00	0.00	0.00	0.00	0.00	0.00	0.00	0.00	0.00	\$0.00
219	Dependent Eligibility Audit	\$0.00	0.00	0.00	0.00	0.00	0.00	0.00	0.00	0.00	0.00	0.00	0.00	0.00	0.00	\$0.00
220	Printing & Postage	\$0.00	0.00	0.00	0.00	0.00	0.00	0.00	0.00	0.00	0.00	0.00	0.00	0.00	0.00	\$0.00
221	WebMD Admin	\$0.00	0.00	0.00	0.00	0.00	0.00	0.00	0.00	0.00	0.00	0.00	0.00	0.00	0.00	\$0.00
222	WebMD Claims	\$0.00	0.00	0.00	0.00	0.00	0.00	0.00	0.00	0.00	0.00	0.00	0.00	0.00	0.00	\$0.00
301	PHARMACY CLAIMS - ESI	\$0.00	0.00	0.00	0.00	0.00	0.00	0.00	0.00	0.00	0.00	0.00	0.00	0.00	0.00	\$0.00
302	EXPRESS SCRIPTS ADMIN FEES	\$0.00	0.00	0.00	0.00	0.00	0.00	0.00	0.00	0.00	0.00	0.00	0.00	0.00	0.00	\$0.00
310	PHARMACY CLAIMS- CVS	\$0.00	0.00	0.00	0.00	0.00	0.00	0.00	0.00	0.00	0.00	0.00	0.00	0.00	0.00	\$0.00
311	CVS ADMIN	\$0.00	0.00	0.00	0.00	0.00	0.00	0.00	0.00	0.00	0.00	0.00	0.00	0.00	0.00	\$0.00
500	TRANSFERS TO OTHER PLAN YEAR(S)	\$0.00	0.00	0.00	0.00	0.00	0.00	0.00	0.00	0.00	0.00	0.00	0.00	0.00	0.00	\$0.00
501	OPERATING TRANSFER/EXP & ADJ	\$0.00	0.00	0.00	0.00	0.00	0.00	0.00	0.00	0.00	0.00	0.00	0.00	0.00	0.00	\$0.00
502	Transfer for Clinic Cleaning Services	\$0.00	0.00	0.00	0.00	0.00	0.00	0.00	0.00	0.00	0.00	0.00	0.00	0.00	0.00	\$0.00
503	Voided/NSF/ Cancelled Check Fees	\$0.00	0.00	0.00	0.00	0.00	0.00	0.00	0.00	0.00	0.00	0.00	0.00	0.00	0.00	\$0.00
Total Cash Transactions		\$0.00	\$0.00	\$0.00	\$0.00	\$0.00	\$0.00	\$0.00	\$0.00	\$0.00	\$0.00	\$0.00	\$0.00	\$0.00	\$113.30	\$113.30

Kentucky Employees' Health Plan – Status Report
 4th Quarter, 2024
 Attachment B – Summary
 Page B-14

	Plan Year 2023												Plan Year Transactions to Date		
	2023 Balance Forward	Jan-2024	Feb-2024	Mar-2024	Apr-2024	May-2024	Jun-2024	Jul-2024	Aug-2024	Sep-2024	Oct-2024	Nov-2024		Dec-2024	
101 Premiums	\$1,824,953,041.83	11,994,251.04	37,589.96	2,211.78	0.00	0.00	0.00	0.00	0.00	0.00	0.00	0.00	0.00	0.00	\$1,836,993,680.01
102 HRA Waiver Contribution	\$50,855,451.49	56,962.50	0.00	0.00	0.00	0.00	0.00	0.00	0.00	0.00	0.00	0.00	0.00	0.00	\$50,892,413.99
110 Investment Income	\$16,804,654.92	0.00	0.00	0.00	0.00	0.00	0.00	0.00	0.00	0.00	0.00	0.00	0.00	0.00	\$16,804,654.92
120 Drug Rebates Escrow	\$0.00	0.00	0.00	0.00	0.00	0.00	0.00	0.00	0.00	0.00	0.00	0.00	0.00	0.00	\$0.00
121 Drug Rebates CVS	\$123,316,712.78	69,736,333.60	0.00	0.00	70,158,569.59	0.00	0.00	6,985,656.98	0.00	1,466,544.08	0.00	0.00	0.00	0.00	\$277,907,080.90
130 TRANSFERS FROM OTHER PLAN YEAR(S)	\$0.00	0.00	0.00	0.00	0.00	0.00	0.00	0.00	0.00	0.00	0.00	0.00	0.00	0.00	\$0.00
201 Medical Claims Humana	\$0.00	0.00	0.00	0.00	0.00	0.00	0.00	0.00	0.00	0.00	0.00	0.00	0.00	0.00	\$0.00
202 Humana Admin Fees	\$0.00	0.00	0.00	0.00	0.00	0.00	0.00	0.00	0.00	0.00	0.00	0.00	0.00	0.00	\$0.00
203 HRA Select Claims Humana	\$0.00	0.00	0.00	0.00	0.00	0.00	0.00	0.00	0.00	0.00	0.00	0.00	0.00	0.00	\$0.00
204 HRA Waiver Claims Humana	\$0.00	0.00	0.00	0.00	0.00	0.00	0.00	0.00	0.00	0.00	0.00	0.00	0.00	0.00	\$0.00
210 Medical Claims Aetna	(\$1,144,699,896.66)	(108,795,513.91)	(26,550,409.78)	(6,802,613.07)	(8,519,715.15)	(1,638,771.49)	(9,576.49)	(3,615,220.29)	(1,737,602.64)	(45,671.19)	(45,671.19)	(816,376.17)	116,831.24	0.00	(\$1,301,942,356.70)
211 Cernum Claims	\$0.00	0.00	0.00	0.00	0.00	0.00	0.00	0.00	0.00	0.00	0.00	0.00	0.00	0.00	\$0.00
213 HRA Embedded Claims Wage Works	(\$55,899,565.79)	(1,830,068.60)	(290,695.14)	(193,170.45)	(120,709.86)	(1,053.83)	(780.65)	111.96	1,631.09	6.31	3,664.46	6.39	709.40	0.00	(\$56,329,913.71)
214 HRA Waiver Claims Wage Works	(\$34,519,912.37)	(1,418,439.41)	(282,071.93)	(107,628.88)	(73,117.71)	590.28	(66.42)	(1,225.54)	949.04	1,628.86	2,776.92	800.99	758.11	0.00	(\$36,394,848.06)
215 Aetna Admin	(\$47,140,051.17)	(4,922.14)	(114.46)	669,650.63	(3,817,789.50)	3,817,789.50	0.00	0.00	0.00	0.00	0.00	0.00	0.00	0.00	(\$46,475,637.14)
216 Wage Works Admin	(\$4,719,013.90)	(485,828.30)	40,303.20	(4,687.20)	(4,676.00)	0.00	0.00	0.00	0.00	0.00	0.00	0.00	0.00	0.00	(\$5,173,807.20)
217 HDX Medical Admin Compass	(\$1,376,028.70)	0.00	0.00	13,713.41	(1,500.00)	0.00	0.00	0.00	0.00	0.00	0.00	0.00	0.00	0.00	(\$1,363,815.29)
218 Rebutik - BH Services	(\$937,904.00)	0.00	0.00	0.00	0.00	0.00	0.00	0.00	0.00	0.00	0.00	0.00	0.00	0.00	(\$937,904.00)
219 Dependent Eligibility Audit	(\$90,587.80)	(8,855.00)	0.00	0.00	0.00	0.00	0.00	0.00	0.00	0.00	0.00	0.00	0.00	0.00	(\$99,442.80)
220 Printing & Postage	\$0.00	0.00	0.00	0.00	0.00	0.00	0.00	0.00	0.00	0.00	0.00	0.00	0.00	0.00	\$0.00
221 WebMD Admin	(\$7,356,159.93)	(396,081.75)	(94.13)	(3,021.80)	0.00	0.00	22,272.00	0.00	0.00	0.00	0.00	0.00	0.00	0.00	(\$7,733,085.61)
222 WebMD Claims	(\$384,604.00)	0.00	(830,869.00)	0.00	0.00	0.00	1,752,474.23	0.00	0.00	0.00	0.00	0.00	0.00	0.00	\$557,001.23
223 Castlight Admin	(\$839,333.94)	0.00	(416,666.67)	0.00	0.00	0.00	0.00	0.00	0.00	0.00	0.00	0.00	0.00	0.00	(\$1,256,000.61)
224 Castlight Rewards	\$0.00	0.00	0.00	0.00	0.00	0.00	0.00	0.00	0.00	0.00	0.00	0.00	0.00	0.00	\$0.00
301 Pharmacy Claims Express Scripts	\$0.00	0.00	0.00	0.00	0.00	0.00	0.00	0.00	0.00	0.00	0.00	0.00	0.00	0.00	\$0.00
302 Express Scripts Admin Fees	\$0.00	0.00	0.00	0.00	0.00	0.00	0.00	0.00	0.00	0.00	0.00	0.00	0.00	0.00	\$0.00
310 Pharmacy Claims-CVS	(\$694,321,855.83)	(31,389,933.22)	(34,730.76)	(88,944.83)	(32,199.28)	(25,632.10)	11,224.87	1,611,851.50	(36,066.85)	(15,147.52)	(23,956.93)	(6,772.26)	(89,397.24)	0.00	(\$724,553,400.45)
311 CVS ADMIN	(\$15,548,111.17)	(2,100,684.33)	(847,813.17)	0.00	0.00	0.00	0.00	0.00	0.00	0.00	0.00	0.00	0.00	0.00	(\$16,036,499.43)
312 Pharmacy claims monitoring/audit	(\$76,049.71)	0.00	(339,980.71)	0.00	0.00	0.00	0.00	0.00	0.00	0.00	0.00	0.00	0.00	0.00	(\$416,030.42)
500 TRANSFERS TO OTHER PLAN YEAR(S)	\$0.00	0.00	0.00	0.00	0.00	0.00	0.00	0.00	0.00	0.00	0.00	0.00	0.00	0.00	\$0.00
501 Operating Transfer Exp & Adj	(\$9,330,978.06)	2,025.91	155.46	0.00	0.00	0.00	0.00	0.00	0.00	0.00	0.00	0.00	0.00	0.00	(\$9,328,796.69)
502 Transfer for Clinic Cleaning Services	(\$11,066.59)	(2,432.56)	0.00	0.00	0.00	0.00	0.00	0.00	0.00	0.00	0.00	0.00	0.00	0.00	(\$13,499.15)
503 Voided/NSF/Cancelled Check Fees	\$0.00	0.00	0.00	0.00	0.00	0.00	0.00	0.00	0.00	0.00	0.00	0.00	0.00	0.00	\$0.00
Total Cash Transactions:	(\$1,325,258.00)	(\$64,643,166.17)	(\$29,875,997.13)	(\$6,464,490.41)	\$57,588,865.09	\$2,152,923.36	\$1,775,247.54	\$4,957,760.01	(\$1,768,089.36)	(\$45,933.45)	\$1,403,357.34	(\$412,291.05)	\$692,165.38	\$0.00	(\$16,374,309.85)

Kentucky Employees' Health Plan – Status Report
 4th Quarter, 2024
 Attachment B – Summary
 Page B-15

		Plan Year 2023												Plan Year Transactions to Date	
		2022 Balance Forward	Jan-2023	Feb-2023	Mar-2023	Apr-2023	May-2023	Jun-2023	Jul-2023	Aug-2023	Sep-2023	Oct-2023	Nov-2023	Dec-2023	
2023															
101	Premiums	\$0.00	138,600,732.81	150,842,472.06	158,470,254.49	148,750,644.52	84,510,116.60	225,125,669.46	148,594,166.06	150,965,350.15	149,435,582.12	155,515,313.85	157,982,804.22	157,159,935.47	\$1,824,953,641.83
102	HRA Walker Contribution	\$0.00	4,160,925.48	4,214,680.68	4,287,356.56	4,286,020.52	668,412.50	7,935,940.34	4,131,600.00	4,103,229.00	4,067,963.12	4,068,962.00	4,092,718.79	4,457,632.50	\$50,835,451.49
110	Investment Income	\$0.00	1,237,597.97	1,322,108.55	0.00	1,333,347.40	1,518,234.84	1,651,673.34	1,675,620.64	1,837,713.42	1,564,325.55	1,741,815.34	1,492,759.20	1,429,458.67	\$16,894,654.92
120	Drug Rebates Scripts	\$0.00	0	0.00	0.00	0.00	0.00	0.00	0.00	0.00	0.00	0.00	0.00	0.00	\$0.00
121	Drug Rebates CVS	\$0.00	0.00	0.00	0.00	0.00	0.00	0.00	57,552,152.14	0.00	0.00	64,820,169.76	0.00	944,390.88	\$123,316,712.78
130	TRANSFERS FROM OTHER PLAN YEAR(S)	\$0.00	0.00	0.00	0.00	0.00	0.00	0.00	0.00	0.00	0.00	0.00	0.00	0.00	\$0.00
201	Medical Claims Humana	\$0.00	0.00	0.00	0.00	0.00	0.00	0.00	0.00	0.00	0.00	0.00	0.00	0.00	\$0.00
202	Humana Admin Fees	\$0.00	0.00	0.00	0.00	0.00	0.00	0.00	0.00	0.00	0.00	0.00	0.00	0.00	\$0.00
203	HRA Select Claims Humana	\$0.00	0.00	0.00	0.00	0.00	0.00	0.00	0.00	0.00	0.00	0.00	0.00	0.00	\$0.00
204	HRA Walker Claims Humana	\$0.00	0.00	0.00	0.00	0.00	0.00	0.00	0.00	0.00	0.00	0.00	0.00	0.00	\$0.00
210	Medical Claims Anthem	\$0.00	(16,060,089.13)	(61,366,099.44)	(84,064,234.03)	(86,533,100.10)	(118,109,447.74)	(83,225,152.19)	(94,450,684.55)	(131,735,123.33)	(88,143,675.40)	(140,873,698.32)	(114,987,617.73)	(115,380,974.70)	(\$1,144,699,896.66)
211	Current Claims	\$0.00	0.00	0.00	0.00	0.00	0.00	0.00	0.00	0.00	0.00	0.00	0.00	0.00	\$0.00
213	HRA Embedded Claims Wage Works	\$0.00	(5,220,173.61)	(5,744,281.44)	(6,406,343.29)	(5,381,892.11)	(5,369,865.13)	(5,244,493.30)	(4,152,167.40)	(4,263,411.54)	(3,274,182.46)	(3,297,347.74)	(3,301,577.70)	(4,243,830.07)	(\$55,699,565.79)
214	HRA Walker Claims Wage Works	\$0.00	(3,134,549.53)	(2,711,643.38)	(2,891,775.31)	(2,334,272.74)	(2,297,394.99)	(2,403,222.68)	(4,986,524.04)	(3,564,826.06)	(2,545,643.22)	(2,675,439.49)	(2,581,710.52)	(3,292,910.41)	(\$34,519,913.37)
215	Anthem Admin	\$0.00	(3,721,661.10)	(3,728,304.45)	(3,726,861.54)	(3,726,322.87)	(3,724,641.48)	(4,553,094.08)	(3,707,271.45)	(4,100,240.07)	(4,088,823.95)	(4,147,557.02)	(4,163,077.36)	(3,752,205.80)	(\$47,100,951.17)
216	Wage Works Admin	\$0.00	0.00	(487,020.45)	(389,344.25)	(435,710.65)	(396,961.05)	(399,181.85)	(402,851.65)	(406,404.45)	(414,110.65)	(455,045.50)	(492,236.70)	(440,146.50)	(\$4,719,013.90)
217	MDX Medical Admin Compass	\$0.00	(102,186.10)	(10,500.00)	(214,850.70)	(117,188.45)	(112,635.40)	(102,010.95)	(125,694.70)	(101,082.90)	(115,807.65)	(102,365.95)	(19,500.00)	(252,205.90)	(\$1,376,026.70)
218	Rethink - BH Services	\$0.00	(85,264.00)	(85,264.00)	(85,264.00)	(85,264.00)	(85,264.00)	(85,264.00)	0.00	0.00	(170,528.00)	(85,264.00)	(85,264.00)	(85,264.00)	(\$937,904.00)
219	Dependent Eligibility Audit	\$0.00	0.00	(7,258.80)	(13,804.60)	(10,754.80)	(6,062.80)	(4,393.00)	(5,437.20)	(5,906.40)	(7,787.80)	(7,737.20)	(12,820.20)	(8,625.00)	(\$90,587.80)
220	Printing & Postage	\$0.00	0.00	0.00	0.00	0.00	0.00	0.00	0.00	0.00	0.00	0.00	0.00	0.00	\$0.00
221	WebMD Admin	\$0.00	0.00	0.00	0.00	(2,422,978.10)	(1,268,403.50)	(526,050.61)	(605,915.40)	(1,131,036.81)	(2,80,048.00)	(463,781.87)	(330,978.64)	(326,967.00)	(\$7,356,159.93)
222	WebMD Claims	\$0.00	(19,560.00)	(19,560.00)	(51,280.00)	(99,770.00)	1,877,945.00	(208,160.00)	(219,265.00)	(173,440.00)	0.00	(322,355.00)	(417,614.00)	(731,105.00)	(\$364,604.00)
223	Cardlight Admin	\$0.00	0.00	0.00	0.00	0.00	0.00	0.00	0.00	0.00	0.00	0.00	(416,666.67)	(416,666.67)	(\$833,333.34)
224	Cardlight Rewards	\$0.00	0.00	0.00	0.00	0.00	0.00	0.00	0.00	0.00	0.00	0.00	0.00	0.00	\$0.00
301	Pharmacy Claims Express Scripts	\$0.00	0.00	0.00	0.00	0.00	0.00	0.00	0.00	0.00	0.00	0.00	0.00	0.00	\$0.00
302	Express Scripts Admin Fees	\$0.00	0.00	0.00	0.00	0.00	0.00	0.00	0.00	0.00	0.00	0.00	0.00	0.00	\$0.00
310	Pharmacy Claims-CVS	\$0.00	(36,215,968.28)	(39,005,706.47)	(64,559,710.34)	(56,462,089.77)	(61,362,593.90)	(64,060,113.59)	(57,351,692.53)	(67,233,445.84)	(64,113,523.26)	(65,244,577.86)	(67,752,700.37)	(51,059,733.62)	(\$694,321,855.83)
311	CVS ADMIN	\$0.00	(257,513.50)	(184,143.41)	(1,658,826.00)	(1,605,707.15)	(2,019,095.12)	(1,615,740.07)	(1,385,749.89)	(1,378,452.78)	(1,401,835.38)	(1,570,204.16)	(1,138,529.77)	(1,342,313.94)	(\$15,558,111.17)
312	Pharmacy claims monitoring/audit	\$0.00	0.00	0.00	0.00	0.00	0.00	0.00	0.00	0.00	0.00	0.00	0.00	(76,049.71)	(\$76,049.71)
500	TRANSFERS TO OTHER PLAN YEAR(S)	\$0.00	0.00	0.00	0.00	0.00	0.00	0.00	0.00	0.00	0.00	0.00	0.00	0.00	\$0.00
501	Operating Transfer Exp & Adj	\$0.00	(2,150,552.88)	41,098.11	(78,231.34)	(2,150,552.86)	0.00	(826,939.09)	(2,082,900.00)	0.00	0.00	(2,082,900.00)	0.00	0.00	(\$9,330,976.06)
502	Transfer for Clinic Clearing Services	\$0.00	0.00	0.00	(1,285.27)	0.00	(3,066.24)	(1,022.08)	(1,002.08)	(1,216.28)	(1,216.28)	(1,216.28)	(1,216.28)	0.00	(\$11,066.59)
503	Voided/HSF/Cancelled Check Fees	\$0.00	0.00	0.00	0.00	0.00	0.00	0.00	0.00	0.00	0.00	0.00	0.00	0.00	\$0.00
Total Cash Transactions:		\$0.00	\$77,051,296.13	\$48,076,577.56	(\$1,384,199.62)	(\$6,905,591.16)	(\$106,180,722.41)	\$75,458,455.67	\$48,536,962.95	(\$57,188,099.69)	(\$19,489,311.46)	\$5,316,770.56	(\$37,133,217.73)	(\$17,397,580.80)	(\$1,325,258.00)

Kentucky Employees' Health Plan – Status Report
 4th Quarter, 2024
 Attachment B – Summary
 Page B-16

	Plan Year 2024												Plan Year Transactions to Date			
	2023 Balance Forward	Jan-2024	Feb-2024	Mar-2024	Apr-2024	May-2024	Jun-2024	Jul-2024	Aug-2024	Sep-2024	Oct-2024	Nov-2024		Dec-2024		
101 Premiums	\$0.00	83,822,291.42	257,418,410.25	177,253,527.71	96,933,822.02	178,191,054.08	247,323,600.53	102,478,026.02	761,246.00	7,817,613.44	4,173,417.59	1,761,171,257.14	176,678,765.20	175,887,964.69	181,715,870.25	\$2,112,935,856.19
102 HRA Walker Contribution	\$0.00	667,635.00	8,054,298.55	4,434,761.96	759,762.50	9,085,757.90	4,377,442.00	761,246.00	0.00	0.00	0.00	4,449,880.00	4,449,880.00	4,449,283.50	4,482,993.62	\$5,533,081.97
110 Investment Income	\$0.00	1,402,737.36	1,348,722.25	1,642,491.15	1,725,571.85	1,892,971.04	1,557,833.20	1,932,785.13	2,078,965.67	1,995,672.39	1,887,871.86	1,568,568.02	1,464,949.18	1,464,949.18	0.00	\$20,112,136.10
120 Drug Rebates Scripts	\$0.00	0.00	0.00	0.00	0.00	0.00	0.00	0.00	0.00	0.00	0.00	0.00	0.00	0.00	0.00	\$0.00
121 Drug Rebates CVS	\$0.00	0.00	0.00	0.00	0.00	0.00	0.00	0.00	0.00	0.00	0.00	0.00	0.00	0.00	0.00	\$0.00
130 TRANSFERS FROM OTHER PLAN YEAR(S)	\$0.00	0.00	0.00	0.00	0.00	0.00	0.00	0.00	0.00	0.00	0.00	0.00	0.00	0.00	0.00	\$228,796,139.90
201 Medical Claims Humana	\$0.00	0.00	0.00	0.00	0.00	0.00	0.00	0.00	0.00	0.00	0.00	0.00	0.00	0.00	0.00	\$0.00
202 Humana Admin Fees	\$0.00	0.00	0.00	0.00	0.00	0.00	0.00	0.00	0.00	0.00	0.00	0.00	0.00	0.00	0.00	\$0.00
203 HRA Select Claims Humana	\$0.00	0.00	0.00	0.00	0.00	0.00	0.00	0.00	0.00	0.00	0.00	0.00	0.00	0.00	0.00	\$0.00
204 HRA Walker Claims Humana	\$0.00	0.00	0.00	0.00	0.00	0.00	0.00	0.00	0.00	0.00	0.00	0.00	0.00	0.00	0.00	\$0.00
210 Medical Claims Anthem	(\$104,343.95)	(15,960,033.79)	(59,609,263.22)	(79,609,990.32)	(119,313,945.88)	(99,751,437.36)	(96,343,131.69)	(42,003,247.85)	(42,003,247.85)	(125,374,411.14)	(106,062,629.66)	(149,497,742.96)	(122,094,460.49)	(125,217,007.99)	(125,217,007.99)	(\$1,241,941,646.58)
211 Anthem Claims	\$0.00	0.00	0.00	0.00	(64,706.00)	0.00	0.00	(69,851.00)	0.00	(69,851.00)	(666,089.34)	(97,375.71)	(145,378.08)	(145,378.08)	(38,089.14)	(\$1,229,444.63)
213 HRA Embedded Claims Wage Works	\$0.00	(5,499,810.31)	(6,407,874.65)	(6,508,566.19)	(6,480,342.35)	(5,635,179.10)	(5,709,333.37)	(6,714,395.96)	0.00	(6,714,395.96)	(3,592,536.34)	(3,592,536.34)	(4,056,765.85)	(3,334,211.66)	(3,621,480.05)	(\$62,148,859.57)
214 HRA Walker Claims Wage Works	\$0.00	(3,094,255.50)	(2,982,752.60)	(2,879,332.26)	(2,842,524.69)	(2,172,456.11)	(2,298,276.77)	(5,106,028.79)	(3,417,035.61)	(2,882,760.06)	(2,882,760.06)	(2,525,044.04)	(2,525,044.04)	(2,887,867.54)	(2,887,867.54)	(\$35,641,831.70)
215 Anthem Admin	\$0.00	(3,817,763.60)	(3,818,540.60)	(3,822,311.27)	(3,826.00)	(7,635,460.22)	(3,810,175.28)	(3,789,817.50)	(3,789,817.50)	(3,789,817.50)	(3,756,759.92)	(3,817,359.95)	(3,823,622.10)	(3,823,622.10)	(3,827,610.45)	(\$45,684,146.39)
216 Wage Works Admin	\$0.00	0.00	(491,433.50)	(386,751.30)	(435,780.10)	(396,174.90)	(399,887.90)	(401,756.30)	(401,756.30)	(401,756.30)	(401,756.30)	(413,133.35)	(420,293.55)	(538,702.75)	(445,252.75)	(\$45,684,146.39)
217 HDX Medical Admin Compass	\$0.00	0.00	(77,553.85)	(155,048.85)	(77,584.10)	(77,506.00)	(77,361.90)	(76,976.35)	0.00	(76,976.35)	(76,406.53)	0.00	(133,893.85)	0.00	(155,504.25)	(\$927,835.70)
218 Rethink - BH Services	\$0.00	(85,264.00)	(85,264.00)	(85,264.00)	(85,264.00)	(85,264.00)	(85,264.00)	(85,264.00)	(85,264.00)	(85,264.00)	(85,264.00)	(85,264.00)	(85,264.00)	(85,264.00)	(85,264.00)	(\$937,904.00)
219 Dependent Eligibility Audit	\$0.00	0.00	(26,969.80)	0.00	0.00	(11,431.00)	0.00	(1,200.60)	0.00	0.00	0.00	0.00	0.00	0.00	0.00	(\$45,411.20)
220 Printing & Postage	\$0.00	0.00	0.00	0.00	0.00	0.00	0.00	0.00	0.00	0.00	0.00	0.00	0.00	0.00	0.00	\$0.00
221 WebMD Admin	\$0.00	0.00	0.00	(66,491.94)	(155,145.76)	(65,833.33)	(68,873.26)	(81,418.00)	0.00	(67,113.17)	(67,934.83)	(67,934.83)	(65,833.33)	(65,833.33)	(1,641.33)	(\$708,398.39)
222 WebMD Claims	\$0.00	0.00	0.00	0.00	0.00	0.00	0.00	0.00	0.00	0.00	0.00	0.00	0.00	0.00	0.00	\$0.00
223 Castlight Admin	\$0.00	0.00	0.00	0.00	0.00	0.00	(83,322.30)	(416,666.67)	(416,666.67)	(416,666.67)	(416,666.67)	(416,666.67)	0.00	(416,666.67)	(416,666.67)	(\$3,749,948.99)
224 Castlight Rewards	\$0.00	0.00	0.00	0.00	(250,665.00)	(434,255.00)	(1,157,720.00)	(763,335.00)	(763,335.00)	(618,720.00)	(618,720.00)	0.00	0.00	(475,385.00)	(581,675.00)	(\$5,400,555.00)
301 Pharmacy Claims Express Scripts	\$0.00	0.00	0.00	0.00	0.00	0.00	0.00	0.00	0.00	0.00	0.00	0.00	0.00	0.00	0.00	\$0.00
302 Express Scripts Admin Fees	\$0.00	0.00	0.00	0.00	0.00	0.00	0.00	0.00	0.00	0.00	0.00	0.00	0.00	0.00	0.00	\$0.00
310 Pharmacy Claims-CVS	\$0.00	(42,628,871.20)	(59,896,812.41)	(58,014,759.19)	(64,230,957.50)	(63,992,796.73)	(66,231,128.47)	(70,976,706.62)	(74,380,787.37)	(55,733,611.76)	(100,014,577.17)	(60,754,107.54)	(60,754,107.54)	(101,833,484.11)	(101,833,484.11)	(\$818,688,553.07)
311 CVS ADMIN	\$0.00	(273,651.50)	(185,750.35)	(374,731.50)	(2,887,161.87)	(2,719,493.28)	(4,249,664.93)	(898,049.11)	291,578.44	(267,451.50)	(3,771,203.88)	(3,771,203.88)	(3,771,203.88)	(1,455,328.56)	(1,455,328.56)	(\$19,731,197.88)
312 Pharmacy claims monitoring/audit	\$0.00	0.00	0.00	0.00	0.00	(20,250.00)	0.00	0.00	0.00	0.00	0.00	0.00	0.00	0.00	0.00	(\$20,250.00)
500 TRANSFERS TO OTHER PLAN YEAR(S)	\$0.00	0.00	0.00	0.00	0.00	0.00	0.00	0.00	0.00	0.00	0.00	0.00	0.00	0.00	0.00	\$0.00
501 Operating Transfer Exp & Adj	\$0.00	(2,082,900.00)	0.00	(7,841.38)	(2,085,917.32)	0.00	(321,442.09)	(2,818,149.00)	0.00	0.00	0.00	(2,049,000.00)	0.00	0.00	0.00	(\$9,235,818.79)
502 Transfer for Clinic Cleaning Services	\$0.00	1,216.28	(1,216.28)	(1,216.28)	(1,216.28)	(2,432.56)	(1,216.28)	(1,216.28)	0.00	0.00	(2,432.56)	0.00	0.00	0.00	(1,654.72)	(\$12,585.24)
503 Voided/NSF/Cancelled Check Fees	\$0.00	0.00	0.00	0.00	0.00	0.00	0.00	0.00	0.00	0.00	0.00	0.00	0.00	(480.30)	0.00	(\$480.30)
Total Cash Transactions:	(\$105,560.23)	\$11,457,320.16	\$133,237,999.39	\$31,357,907.34	(\$99,802,204.68)	\$4,838,410.76	\$71,882,076.49	(\$53,443,492.48)	\$54,151,757.77	\$8,146,324.62	(\$9,851,414.10)	(\$15,308,942.87)	\$26,245,753.73	(\$26,245,753.73)	(\$26,245,753.73)	\$162,845,943.90

Kentucky Employees' Health Plan – Status Report
 4th Quarter, 2024
 Attachment B – Summary
 Page B-18

2024	Combined 2020, 2021, 2022, 2023, 2024 Plan Years												Plan Year Transactions to Date	
	2023 Balance Forward	Jan-2024	Feb-2024	Mar-2024	Apr-2024	May-2024	Jun-2024	Jul-2024	Aug-2024	Sep-2024	Oct-2024	Nov-2024		Dec-2024
101 Premiums	\$22,925,105,844.83	95,819,542.46	257,459,946.20	177,255,739.49	96,593,822.02	178,191,054.08	247,323,600.53	102,474,611.42	258,458,268.88	176,171,257.14	176,678,765.20	175,887,964.69	181,715,870.25	\$25,049,476,287.19
102 HRA Waiver Contribution	\$672,171,131.90	724,587.50	8,054,288.55	4,454,761.96	759,762.50	8,085,757.90	4,377,443.00	761,613.44	4,175,417.50	4,449,880.00	4,449,880.00	4,449,283.50	4,482,993.62	\$724,761,176.37
110 Investment Income	\$62,558,818.83	1,405,737.36	1,348,722.25	1,642,491.15	1,725,571.85	1,892,871.04	1,567,833.20	1,932,785.13	2,076,965.67	1,887,871.66	1,887,871.66	1,568,568.02	1,464,949.18	\$84,670,957.93
120 Dns Rebates Scripts	\$181,730,180.57	0.00	0.00	0.00	0.00	0.00	0.00	0.00	0.00	0.00	0.00	0.00	0.00	\$181,730,180.57
121 Drug Rebates CVS	\$1,209,336,929.30	70,572,037.56	0.00	0.00	71,253,203.89	0.00	0.00	83,089,250.61	0.00	0.00	75,381,584.85	0.00	80,136,448.23	\$1,589,769,454.44
201 TRANSFERS EZZR OTHER PLAN YEAR(S)	\$493,442,635.71	0.00	0.00	0.00	0.00	0.00	0.00	0.00	0.00	0.00	0.00	0.00	0.00	\$493,442,635.71
201 Medical Claims Humana	\$5,702,593,920.46	0.00	0.00	0.00	0.00	0.00	0.00	0.00	0.00	0.00	0.00	0.00	0.00	\$5,702,593,920.46
202 Humana Admin Fees	\$442,003,698.02	0.00	0.00	0.00	0.00	0.00	0.00	0.00	0.00	0.00	0.00	0.00	0.00	\$442,003,698.02
203 HRA Select Claims Humana	\$100,981,625.42	0.00	0.00	0.00	0.00	0.00	0.00	0.00	0.00	0.00	0.00	0.00	0.00	\$100,981,625.42
204 HRA Waiver Claims Humana	\$213,364,794.76	0.00	0.00	0.00	0.00	0.00	0.00	0.00	0.00	0.00	0.00	0.00	0.00	\$213,364,794.76
210 Medical Claims Anthem	\$9,786,377,855.93	124,500,741.53	86,222,167.89	86,674,366.80	127,702,385.28	101,031,706.75	96,200,689.84	145,713,713.66	127,243,049.59	105,594,502.35	149,019,233.33	123,476,770.51	125,058,404.05	\$11,184,815,807.61
211 Curam Claims	\$0.00	0.00	0.00	0.00	0.00	0.00	0.00	0.00	0.00	0.00	0.00	0.00	0.00	\$0.00
213 HRA Embedded Claims Wage Works	\$460,907,910.15	7,329,514.72	6,690,169.28	6,701,736.64	6,597,289.38	5,634,706.25	5,709,094.79	6,714,284.00	4,692,882.50	3,593,105.29	4,056,089.18	3,233,646.71	3,620,441.94	\$525,480,870.83
214 HRA Waiver Claims Wage Works	\$339,086,958.69	4,511,329.38	3,261,072.25	2,886,961.14	2,713,618.45	2,170,799.51	2,289,022.24	4,508,451.15	3,419,535.85	2,683,237.83	2,951,386.95	2,322,630.58	2,885,225.68	\$376,590,229.70
215 Anthem Admin	\$411,219,611.68	3,822,685.74	3,819,655.06	3,152,660.64	3,821,415.50	3,810,175.28	3,789,817.50	3,789,817.50	3,761,099.50	3,757,520.54	3,817,359.95	3,823,622.10	3,827,610.45	\$458,431,538.48
216 Wage Works Admin	\$43,240,076.08	485,828.30	451,130.70	391,438.50	440,456.10	396,174.90	399,887.90	401,756.30	407,407.30	413,133.35	420,293.55	538,702.75	445,252.75	\$54,431,538.48
217 MDX Medical Admin Compass	\$9,909,580.99	0.00	0.00	0.00	0.00	0.00	0.00	0.00	0.00	0.00	0.00	0.00	0.00	\$9,909,580.99
218 Rethink - BH Services	\$1,657,008.00	85,264.00	85,264.00	85,264.00	85,264.00	85,264.00	85,264.00	85,264.00	85,264.00	85,264.00	85,264.00	85,264.00	85,264.00	\$1,808,000.00
219 Dependent Eligibility Audit	\$579,124.54	6,855.00	26,969.80	0.00	5,809.80	11,431.00	0.00	1,200.60	0.00	0.00	0.00	0.00	0.00	\$622,390.74
220 Printing & Postage	\$0.00	0.00	0.00	0.00	0.00	0.00	0.00	0.00	0.00	0.00	0.00	0.00	0.00	\$0.00
221 WebMD Admin	\$30,800,389.31	396,081.75	94.13	69,513.74	155,145.76	65,833.33	46,601.26	81,418.00	67,113.17	68,113.44	67,894.63	65,833.33	1,641.33	\$31,845,713.38
222 WebMD Claims	\$14,980,153.07	0.00	830,869.00	0.00	0.00	0.00	1,752,474.23	0.00	0.00	0.00	0.00	0.00	0.00	\$16,562,437.30
223 Castlight Admin	\$833,333.34	0.00	416,666.67	0.00	416,666.67	416,666.67	833,333.30	416,666.67	416,666.67	416,666.67	416,666.67	416,666.67	416,666.67	\$4,099,889.00
224 Castlight Rewards	\$0.00	0.00	0.00	0.00	2,500,665.00	434,255.00	1,157,720.00	763,335.00	1,120,800.00	616,720.00	0.00	475,385.00	581,675.00	\$5,400,555.00
301 Pharmacy Claims Express Scripts	\$1,687,615,983.96	0.00	0.00	0.00	0.00	0.00	0.00	0.00	0.00	0.00	0.00	0.00	0.00	\$1,687,615,983.96
302 Express Scripts Admin Fees	\$51,308,710.59	0.00	60,187,566.20	58,054,919.50	64,236,319.82	64,089,446.29	66,220,164.31	69,378,589.15	74,455,289.16	65,762,712.82	100,041,912.29	60,763,001.25	101,922,883.10	\$525,259,318,107.59
310 Pharmacy Claims-CIS	\$4,371,689,773.54	74,120,530.16	80,187,566.20	80,187,566.20	80,187,566.20	80,187,566.20	80,187,566.20	80,187,566.20	80,187,566.20	80,187,566.20	80,187,566.20	80,187,566.20	80,187,566.20	\$5,000,555.00
311 CIS ADMIN	\$80,154,358.77	2,374,335.83	1,033,563.52	374,731.50	2,287,161.87	2,719,493.28	4,249,664.93	698,049.11	294,578.44	267,451.50	3,771,203.89	3,140,289.84	1,455,326.56	\$110,834,054.19
312 Pharmacy claims monitoring/audit	\$76,049.71	0.00	339,980.71	0.00	0.00	20,250.00	0.00	0.00	0.00	0.00	0.00	0.00	0.00	\$439,280.42
500 TRANSFERS TO OTHER PLAN YEAR(S)	\$410,143,039.31	0.00	0.00	0.00	0.00	0.00	0.00	0.00	0.00	0.00	0.00	0.00	0.00	\$410,143,039.31
501 Operating Transfer Exp & Adj	\$985,972,455.47	2,080,874.09	155.46	67,217.88	2,085,917.32	0.00	11,442.09	2,818,149.90	0.00	2,049,000.00	0.00	0.00	0.00	\$995,194,880.39
502 Transfer for Clinic Cleaning Services	\$58,694.26	1,216.28	1,216.28	1,216.28	1,216.28	1,216.28	1,216.28	1,216.28	1,216.28	1,216.28	1,216.28	1,216.28	1,216.28	\$72,497.78
503 Voided/NSF/Canceled Check Fees	\$219.83	0.00	0.00	0.00	0.00	0.00	0.00	0.00	0.00	0.00	0.00	0.00	0.00	\$219.83
Total Cash Transactions:	\$28,796,285.27	\$51,195,351.92	\$109,425,183.02	\$24,651,610.54	\$40,955,088.79	\$7,281,410.76	\$79,819,722.84	\$47,775,560.61	\$52,231,606.52	\$8,583,543.53	\$8,169,168.19	\$16,697,168.19	\$27,304,639.64	\$61,202,340.06

Kentucky Employees' Health Plan – Status Report
 4th Quarter, 2024
 Attachment B – Summary
 Page B-19

2023	Combined 2020, 2021, 2022, 2023, Plan Years												Plan Year Transactions to Date	
	2022 Balance Forward	Jan-2023	Feb-2023	Mar-2023	Apr-2023	May-2023	Jun-2023	Jul-2023	Aug-2023	Sep-2023	Oct-2023	Nov-2023		Dec-2023
101 Premiums	\$21,024,332,899.11	214,409,041.62	150,954,348.30	158,473,775.24	148,752,217.18	84,310,242.03	229,125,669.48	148,594,186.06	150,965,350.15	149,435,582.12	155,515,313.85	152,982,804.22	157,159,935.47	\$22,925,105,844.83
102 HRA Waiver Contribution	\$617,656,921.86	7,839,684.03	4,214,680.68	4,287,356.56	4,285,020.52	668,412.50	7,935,940.34	4,191,600.00	4,103,229.00	4,067,963.12	4,368,962.00	4,092,728.79	4,457,632.50	\$672,171,131.90
110 Investment Income	\$44,305,475.92	1,237,597.97	1,322,108.55	1,448,687.99	1,333,347.40	1,318,234.84	1,651,673.34	1,675,620.64	1,897,713.42	1,564,323.55	1,741,813.34	1,492,759.20	1,429,458.67	\$62,558,818.83
120 Dns Rebates Scripts	\$181,730,180.57	0	0.00	0.00	0.00	0.00	0.00	0.00	0.00	0.00	0.00	0.00	0.00	\$181,730,180.57
121 Drug Rebates CVS	\$962,510,156.09	56,627,913.92	0.00	0.00	57,624,099.79	0.00	133,695.54	65,266,920.34	0.00	49,078.72	66,180,674.02	0.00	944,390.88	\$1,209,336,929.30
130 TRANSFERS FROM OTHER PLAN YEAR(S)	\$439,442,635.71	0.00	0.00	0.00	0.00	0.00	0.00	0.00	0.00	0.00	0.00	0.00	0.00	\$439,442,635.71
201 Medical Claims Humana	\$5,702,730,756.21	0.00	32,391.88	3,243.56	0.00	10,566.77	0.00	0.00	8,390.10	0.00	0.00	82,243.44	0.00	\$5,702,799,920.46
202 Humana Admin Fees	\$442,003,698.02	0.00	0.00	0.00	0.00	0.00	0.00	0.00	0.00	0.00	0.00	0.00	0.00	\$442,003,698.02
203 HRA Select Claims Humana	\$100,981,865.31	0.00	0.00	0.00	0.00	0.00	0.00	0.00	0.00	0.00	0.00	239.89	0.00	\$100,981,825.42
204 HRA Waiver Claims Humana	\$213,364,798.53	0.00	0.00	0.00	0.00	0.00	0.00	0.00	0.00	0.00	0.00	53.77	0.00	\$213,364,744.76
210 Medical Claims Anthem	\$8,471,585,917.95	(135,047,281.59)	(88,921,453.04)	(85,914,261.23)	(91,750,712.86)	(123,876,690.40)	(82,828,023.78)	(89,389,655.07)	(135,591,294.81)	(98,935,458.58)	(142,221,846.68)	(115,133,919.14)	(115,181,340.78)	\$9,786,377,855.91
211 Current Claims	\$0.00	0.00	0.00	0.00	0.00	0.00	0.00	0.00	0.00	0.00	0.00	0.00	0.00	\$0.00
213 HRA Embedded Claims Wage Works	\$402,917,193.56	(6,756,779.02)	(5,963,867.80)	(6,577,230.75)	(5,476,227.93)	(5,361,458.35)	(5,243,663.92)	(4,151,990.06)	(4,264,767.66)	(3,276,839.42)	(3,312,320.81)	(3,301,691.29)	(4,233,879.58)	\$460,907,910.15
214 HRA Waiver Claims Wage Works	\$302,975,871.95	(4,404,433.26)	(2,851,730.75)	(2,986,872.65)	(2,418,183.22)	(2,293,949.76)	(2,402,487.17)	(4,085,850.89)	(3,573,945.99)	(2,539,456.16)	(2,683,367.84)	(2,583,461.05)	(3,287,748.00)	\$339,086,954.69
215 Anthem Admin	\$364,956,804.57	(3,726,624.38)	(3,726,416.00)	(2,844,585.39)	(3,726,280.13)	(3,724,641.48)	(4,553,084.08)	(3,707,271.45)	(4,100,240.07)	(4,088,823.95)	(4,147,557.02)	(4,163,077.36)	(3,732,205.80)	\$411,219,611.68
216 Wage Works Admin	\$38,086,019.88	(441,178.80)	(492,584.05)	(394,840.65)	(441,134.25)	(385,651.00)	(399,181.85)	(402,851.65)	(395,094.40)	(414,110.85)	(455,045.50)	(492,236.70)	(440,146.50)	\$43,240,076.08
217 MDX Medical Admin Compass	\$4,550,524.93	(98,876.10)	(10,500.00)	(201,188.06)	(117,188.45)	(112,635.40)	(102,010.95)	(125,694.70)	(101,082.90)	(115,807.65)	(102,365.95)	(19,500.00)	(252,205.90)	\$4,909,580.99
218 ReLink - BH Services	\$2,719,104.00	(85,264.00)	(85,264.00)	(85,264.00)	(85,264.00)	(85,264.00)	(85,264.00)	0.00	0.00	(170,528.00)	(85,264.00)	(85,264.00)	(85,264.00)	\$3,657,008.00
219 Dependent Eligibility Audit	\$476,081.79	(8,643.40)	(5,070.35)	(13,804.60)	(10,754.80)	(6,062.80)	(4,393.00)	(5,437.20)	(5,906.40)	(7,787.80)	(7,737.20)	(11,820.20)	(8,625.00)	\$579,124.54
220 Printing & Postage	\$0.00	0.00	0.00	0.00	0.00	0.00	0.00	0.00	0.00	0.00	0.00	0.00	0.00	\$0.00
221 WebMD Admin	\$23,191,767.58	(257,615.50)	(74,259.28)	0.00	(2,422,978.10)	(1,188,990.52)	(526,050.61)	(605,915.40)	(1,131,036.81)	(280,048.00)	(463,781.87)	(330,978.64)	(326,967.00)	\$30,800,389.31
222 WebMD Claims	\$13,182,669.07	(1,432,880.00)	(19,560.00)	(51,280.00)	(99,770.00)	1,877,945.00	(208,160.00)	(219,285.00)	(173,440.00)	0.00	(322,355.00)	(417,614.00)	(731,103.00)	\$14,980,153.07
223 Castlight Admin	\$0.00	0.00	0.00	0.00	0.00	0.00	0.00	0.00	0.00	0.00	0.00	(416,666.67)	(416,666.67)	\$833,333.34
224 Castlight Rewards	\$0.00	0.00	0.00	0.00	0.00	0.00	0.00	0.00	0.00	0.00	0.00	0.00	0.00	\$0.00
301 Pharmacy Claims Express Scripts	\$1,687,615,983.96	0.00	0.00	0.00	0.00	0.00	0.00	0.00	0.00	0.00	0.00	0.00	0.00	\$1,687,615,983.96
302 Express Scripts Admin Fees	\$51,308,710.59	0.00	0.00	0.00	0.00	0.00	0.00	0.00	0.00	0.00	0.00	0.00	0.00	\$51,308,710.59
310 Pharmacy Claims-CVS	\$3,665,810,329.00	(47,028,992.64)	(38,107,656.66)	(64,559,710.34)	(56,870,176.99)	(61,548,623.17)	(64,280,336.02)	(57,523,885.94)	(67,518,511.06)	(65,260,193.28)	(65,263,282.82)	(67,140,988.70)	(50,777,086.92)	\$4,371,889,173.54
311 CVS ADMIN	\$70,998,064.55	(793,985.39)	(1,171,916.38)	(1,732,760.19)	(1,605,707.15)	(2,019,095.12)	(1,615,740.07)	(1,385,749.89)	(1,378,527.78)	(1,401,835.38)	(1,570,204.16)	(1,336,529.77)	(1,342,313.94)	\$68,154,358.77
312 Pharmacy claims monitoring/audit	\$0.00	0.00	0.00	0.00	0.00	0.00	0.00	0.00	0.00	0.00	0.00	0.00	0.00	\$0.00
500 TRANSFERS TO OTHER PLAN YEAR(S)	\$410,143,039.31	0.00	0.00	0.00	0.00	0.00	0.00	0.00	0.00	0.00	0.00	0.00	0.00	\$410,143,039.31
501 Operating Transfer Exp & Adj	\$976,783,011.05	(2,150,552.88)	41,098.11	56,397.81	(2,150,552.86)	0.00	(826,939.09)	(2,075,975.51)	0.00	0.00	(2,082,900.00)	0.00	0.00	\$985,972,435.47
502 Transfer for Clinic Cleaning Services	\$45,126.12	(1,285.27)	0.00	(1,285.27)	0.00	(3,066.24)	(1,022.08)	(1,022.08)	(1,022.08)	(1,216.28)	(1,216.28)	(1,216.28)	(1,216.28)	\$43,692.43
503 Voided/NSF/Cancelled Check Fees	\$224.83	0.00	0.00	0.00	0.00	0.00	0.00	0.00	0.00	0.00	0.00	5.00	0.00	\$229.83
Total Cash Transactions:	\$313,380,602.49	\$77,874,845.31	\$15,182,349.21	\$11,093,621.97	\$44,820,754.15	\$112,020,727.10	\$75,770,622.08	\$56,047,742.20	\$61,320,112.29	\$21,375,155.84	\$5,087,520.08	\$36,587,129.48	\$16,921,403.58	\$328,796,285.27

Kentucky Employees' Health Plan – Status Report
 4th Quarter, 2024
 Attachment B – Summary
 Page B-20

		Combined 2016, 2017, 2018, 2019, 2020, 2021, 2022 Plan Years												
2022	2021 Balance Forward	Jan-2022	Feb-2022	Mar-2022	Apr-2022	May-2022	Jun-2022	Jul-2022	Aug-2022	Sep-2022	Oct-2022	Nov-2022	Dec-2022	Plan Year Transactions to Date
		101 Premiums	\$19,324,890,928.70	150,030,890.02	140,227,616.38	148,317,950.67	136,422,240.79	143,282,296.73	184,022,289.53	156,683,643.66	142,320,842.09	78,855,632.79	199,166,722.14	80,461,385.68
102 HRA Welter Contribution	\$572,412,187.47	4,015,447.52	4,031,555.81	618,100.00	7,496,151.35	4,081,823.00	614,775.00	7,445,550.00	3,819,296.00	3,871,754.65	4,217,289.56	637,700.00	4,295,291.50	\$617,656,921.86
110 Investment Income	\$38,230,739.78	(6,735.94)	4,812.57	28,034.20	101,384.78	198,944.21	272,313.50	608,994.71	781,091.02	832,933.84	949,716.07	1,080,939.52	1,222,107.66	\$44,305,475.92
120 Drug Rebates Scripts	\$181,706,494.59	0.00	0.00	0.00	0.00	0.00	0.00	0.00	0.00	0.00	23,685.98	0.00	0.00	\$181,730,180.57
121 Drug Rebates CVS	\$760,560,734.55	47,723,491.78	0.00	0.00	46,786,997.42	0.00	0.00	54,231,163.85	0.00	0.00	53,227,768.49	0.00	0.00	\$862,510,156.09
130 TRANSFERS TO OTHER PLAN YEAR(S)	\$133,510,624.46	0.00	0.00	0.00	0.00	5,051.43	0.00	115,577.83	212,164,747.52	0.00	845.91	0.00	0.00	\$433,442,635.71
201 Medical Claims Humana	(\$5,702,742,933.77)	0.00	7,126.13	0.00	0.00	0.00	0.00	0.00	0.00	0.00	0.00	0.00	0.00	(\$5,702,730,756.21)
202 Humana Admin Fees	(\$442,003,698.02)	0.00	0.00	0.00	0.00	0.00	0.00	0.00	0.00	0.00	0.00	0.00	0.00	(\$442,003,698.02)
203 HRA Select Claims Humana	(\$100,981,865.31)	0.00	0.00	0.00	0.00	0.00	0.00	0.00	0.00	0.00	0.00	0.00	0.00	(\$100,981,865.31)
204 HRA Welter Claims Humana	(\$213,364,798.53)	0.00	0.00	0.00	0.00	0.00	0.00	0.00	0.00	0.00	0.00	0.00	0.00	(\$213,364,798.53)
210 Medical Claims Anthem	(\$7,218,872,701.99)	105,906,395.61	915,699,678.08	80,402,051.95	78,055,073.50	101,879,640.49	80,760,610.98	90,086,956.71	154,473,136.69	116,360,564.81	127,608,110.47	110,999,298.43	110,681,746.44	(\$8,477,585,317.95)
213 HRA Embedded Claims Waga Works	(\$345,954,793.89)	(6,205,857.48)	(5,157,407.45)	(7,381,566.58)	(5,376,206.46)	(4,959,997.98)	(5,051,466.81)	(4,977,398.39)	(4,256,423.37)	(3,342,003.24)	(3,184,346.77)	(3,467,851.51)	(3,671,963.63)	(\$407,987,193.56)
214 HRA Welter Claims Waga Works	(\$267,525,139.43)	(4,098,554.37)	(2,590,640.12)	(3,405,133.89)	(2,453,038.70)	(2,156,546.29)	(2,286,743.97)	(4,210,076.16)	(3,477,250.37)	(2,519,161.20)	(2,518,299.38)	(2,742,679.48)	(3,982,208.59)	(\$302,975,871.95)
215 Anthem Admin	(\$322,599,875.86)	(3,711,752.91)	(2,809,866.49)	(3,703,618.44)	(3,691,991.60)	(3,681,807.58)	(3,681,807.58)	(2,789,899.12)	(3,635,937.33)	(3,605,789.63)	(3,668,344.20)	(3,672,115.80)	(3,682,429.57)	(\$384,956,804.57)
216 Waga Works Admin	(\$32,841,166.44)	(433,819.00)	(448,204.20)	(644,348.80)	(383,566.20)	(351,240.05)	(389,991.19)	(395,267.60)	(396,888.80)	(451,906.40)	(365,663.60)	(538,684.80)	(445,272.80)	(\$38,086,019.88)
217 MDX Medical Admin Compass	(\$7,213,733.73)	(408,641.25)	0.00	(212,149.10)	0.00	(102,489.60)	(208,263.20)	(101,393.80)	0.00	(257,586.85)	(85,264.00)	(10,500.00)	(101,567.35)	(\$8,550,324.93)
218 Iretthink - BK Services	(\$1,765,680.00)	(176,368.00)	(88,184.00)	(88,184.00)	(88,184.00)	(88,184.00)	0.00	0.00	(85,264.00)	(85,264.00)	(85,264.00)	0.00	(170,528.00)	(\$2,710,104.00)
219 Dependent Eligibility Audit	(\$284,003.04)	(26,854.80)	(4,981.80)	(5,340.60)	(4,887.95)	(3,624.80)	(2,002.38)	(2,002.38)	(4,540.02)	(5,063.80)	0.00	0.00	(50,613.80)	(\$347,681.79)
220 Printing & Postage	\$0.00	0.00	0.00	0.00	0.00	0.00	0.00	0.00	0.00	0.00	0.00	0.00	0.00	\$0.00
221 WebMD Admin	(\$14,222,710.68)	(834,016.63)	(259,791.72)	(363,937.88)	(601,747.58)	(1,128,984.48)	(2,367,711.54)	(930,692.98)	(803,368.04)	(263,311.78)	(688,516.99)	(258,497.98)	(469,019.30)	(\$18,191,767.58)
222 WebMD Claims	(\$8,858,138.66)	(505,399.67)	(1,277,905.74)	0.00	(147,185.00)	0.00	(709,820.00)	0.00	(559,540.00)	(161,630.00)	(191,065.00)	0.00	(750,985.00)	(\$11,822,649.07)
301 Pharmacy Claims Express Scripts	(\$1,697,616,481.74)	0.00	0.00	0.00	497.78	0.00	0.00	0.00	0.00	0.00	0.00	0.00	0.00	(\$1,697,616,481.74)
302 Express Scripts Admin Fees	(\$51,808,710.59)	0.00	0.00	0.00	0.00	0.00	0.00	0.00	0.00	0.00	0.00	0.00	0.00	(\$51,808,710.59)
310 Pharmacy Claims CVS	(\$1,085,119,115.25)	(41,622,569.55)	(44,628,313.75)	(41,841,809.18)	(46,396,043.08)	(46,003,319.96)	(51,448,236.30)	(47,121,963.54)	(50,669,514.64)	(52,772,197.15)	(48,523,515.74)	(41,499,507.29)	(66,163,723.57)	(\$3,665,810,329.00)
311 CVS ADMIN	(\$57,942,101.79)	(716,325.69)	(1,171,481.76)	(665,397.25)	(259,795.00)	(2,215,863.95)	(1,099,529.72)	(1,373,689.13)	(734,734.65)	(1,315,730.92)	(806,838.52)	(414,898.00)	(2,281,682.37)	(\$70,998,068.95)
500 TRANSFERS TO OTHER PLAN YEAR(S)	(\$110,211,028.06)	0.00	0.00	0.00	0.00	0.00	0.00	(115,577.83)	(212,164,747.52)	0.00	(845.91)	0.00	0.00	(\$410,149,039.31)
501 Operating Transfer Exp & Adj	(\$990,127,487.40)	(2,070,305.32)	0.00	325,544.02	0.00	(2,537,941.32)	21,895,385.54	(2,150,552.88)	(1,285,271)	72,263.11	(2,131,117.10)	0.00	0.00	(\$976,783,011.05)
502 Transfer for Clinic Cleaning Services	(\$29,046.15)	(1,277.60)	(1,277.60)	(2,161.74)	(1,080.87)	(1,285.27)	(1,285.27)	(1,285.27)	(1,285.27)	(1,285.27)	(1,285.27)	(1,285.27)	(1,285.27)	(\$45,126.13)
503 Voided/NSF/Canceled Check Fees	(\$214.83)	0.00	(5.00)	0.00	0.00	(5.00)	0.00	0.00	0.00	0.00	0.00	0.00	0.00	(\$224.83)
Total Cash Transactions:	\$49,728,372.68	\$35,323,955.70	(\$9,566,576.82)	\$10,579,929.48	\$38,317,107.74	(\$17,552,999.42)	\$58,794,448.21	\$64,828,174.26	(\$72,106,653.87)	(\$97,556,625.39)	\$67,991,029.93	(\$41,516,390.70)	(\$48,817,599.31)	\$313,380,602.49

Kentucky Employees' Health Plan – Status Report
 4th Quarter, 2024
 Attachment B – Summary
 Page B-22

	Combined 2016, 2017, 2018, 2019, 2020 Plan Years												Plan Year Transactions to Date	
	2019 Balance Forward	Jan-2020	Feb-2020	Mar-2020	Apr-2020	May-2020	Jun-2020	Jul-2020	Aug-2020	Sep-2020	Oct-2020	Nov-2020		Dec-2020
2020														
101 PREMIUMS	\$16,034,359,017.03	133,808,554.38	136,841,103.19	140,186,713.58	136,445,490.71	134,783,744.99	113,854,703.88	158,433,532.43	136,693,816.22	139,535,775.60	136,161,654.22	137,852,699.46	132,915,113.55	\$17,874,471,919.26
102 HRA WAIVER CONTRIBUTION	\$473,625,960.37	3,487,450.24	4,106,839.42	4,097,802.91	7,954,119.57	4,139,625.30	1,101.76	7,853,820.86	664,554.22	3,987,959.96	7,277,224.73	4,067,484.16	649,162.50	\$521,915,106.40
110 INTEREST INCOME	\$36,592,139.97	674,159.58	559,153.71	424,015.27	80,430.02	(7,335.09)	33,220.28	14,951.93	19,356.11	4,863.86	765.30	886.22	(2,569.95)	\$38,394,007.21
120 DRUG REBATES- ESCRIPTS	\$181,706,379.55	0.00	0.00	0.00	0.00	0.00	0.00	0.00	0.00	0.00	0.00	115.04	0.00	\$181,706,494.59
121 DRUG REBATES- CVS	\$418,482,756.10	34,703,623.91	0.00	0.00	0.00	0.00	0.00	37,072,909.18	0.00	0.00	41,258,535.35	0.00	0.00	\$575,583,239.42
130 TRANSFERS FROM OTHER PLAN YEAR(S)	\$133,510,624.46	0.00	0.00	0.00	0.00	0.00	0.00	0.00	0.00	0.00	0.00	0.00	0.00	\$133,510,624.46
201 MEDICAL CLAIMS HUMANA	(\$5,701,124,698.33)	0.00	153,018.13	0.00	0.00	\$0.00	0.00	2,548.04	105,626.32	0.00	0.00	140,593.85	0.00	(\$5,700,722,912.01)
202 HUMANA ADMIN FEES	(\$438,223,583.02)	0.00	0.00	(3,780,115.00)	0.00	0.00	0.00	0.00	0.00	0.00	0.00	0.00	0.00	(\$442,003,698.02)
203 HRA EMBEDDED CLAIMS HUMANA	(\$100,981,855.31)	0.00	0.00	0.00	0.00	0.00	0.00	0.00	0.00	0.00	0.00	0.00	0.00	(\$100,981,855.31)
204 HRA WAIVER CLAIMS HUMANA	(\$213,364,798.53)	0.00	0.00	0.00	0.00	0.00	0.00	0.00	0.00	0.00	0.00	0.00	0.00	(\$213,364,798.53)
210 MEDICAL CLAIMS- ANTHEM	(\$4,961,256,280.42)	(65,524,600.20)	(78,595,409.64)	(77,863,856.03)	(86,518,127.39)	(59,869,792.55)	(92,055,354.81)	(80,763,248.58)	(82,990,762.21)	(110,338,892.66)	(93,174,381.60)	(115,487,198.79)	(102,823,252.41)	(\$6,027,261,157.39)
213 HRA EMBEDDED CLAIMS- WW	(\$235,864,223.10)	(6,184,034.30)	(6,072,634.25)	(7,925,704.65)	(4,496,364.88)	(4,073,995.41)	(4,802,217.25)	(4,249,628.78)	(3,744,491.13)	(3,423,661.83)	(3,466,697.44)	(3,054,480.99)	(4,053,405.46)	(\$291,411,639.87)
214 HRA WAIVER CLAIMS- WW	(\$195,567,458.42)	(4,260,864.64)	(3,333,280.22)	(2,968,131.87)	(1,753,241.85)	(2,012,997.36)	(2,531,560.87)	(4,339,226.56)	(3,496,338.53)	(2,840,427.46)	(2,788,115.06)	(2,570,771.87)	(3,392,491.48)	(\$214,954,906.19)
215 ANTHEM ADMIN	(\$233,972,605.09)	(3,735,097.43)	(3,719,131.25)	(3,718,863.21)	(3,721,695.43)	(3,718,643.41)	(3,711,680.34)	(3,687,799.50)	(3,667,430.25)	(3,635,185.83)	(3,663,711.93)	(3,668,071.72)	(3,662,100.56)	(\$278,282,015.95)
216 WAGE WORKS ADMIN	(\$22,807,570.84)	(660,672.80)	(441,506.80)	(435,699.60)	(438,662.00)	(493,012.80)	(542,417.60)	(397,717.60)	(448,078.40)	(353,928.40)	(463,247.20)	(694,539.00)	(490,035.80)	(\$28,007,488.84)
217 MIX MEDICAL ADMIN- COMPASS	(\$4,673,624.48)	(106,403.70)	(88,184.00)	(105,221.90)	(107,775.40)	(105,244.05)	(105,155.15)	(105,802.50)	(106,242.00)	(104,137.75)	(105,173.35)	(106,464.10)	(107,477.30)	(\$5,943,995.38)
218 Rebirth - BH Services	\$0.00	0.00	(88,184.00)	(88,184.00)	(88,184.00)	(88,184.00)	0.00	0.00	(88,184.00)	(88,184.00)	(88,184.00)	(88,184.00)	(88,184.00)	(\$793,656.00)
219 Dependent Eligibility Audit	\$0.00	\$0.00	(18,304.20)	(9,832.50)	(4,251.25)	0.00	(9,162.75)	0.00	0.00	0.00	(133,363.20)	0.00	(27,091.24)	(\$295,006.39)
220 Printing & Postage	\$0.00	\$0.00	0.00	0.00	0.00	0.00	0.00	0.00	0.00	0.00	0.00	0.00	0.00	\$0.00
221 Staywell Admin	\$0.00	0.00	(335,961.65)	0.00	(1,052,666.71)	(828,773.73)	(769,888.33)	0.00	(413,175.49)	(523,561.97)	(469,241.31)	(381,620.72)	(340,536.37)	(\$5,116,848.28)
222 Staywell Claims	\$0.00	0.00	(675,394.13)	0.00	(233,210.88)	0.00	0.00	(191,494.97)	(106,994.00)	0.00	0.00	(842,669.70)	(1,882,012.64)	(\$5,931,776.32)
301 PHARMACY CLAIMS - ESI	(\$1,687,614,318.99)	0.00	0.00	0.00	0.00	0.00	0.00	0.00	0.00	0.00	0.00	0.00	0.00	(\$1,687,614,318.99)
302 EXPRESS SCRIPTS ADMIN FEES	(\$51,308,710.59)	0.00	0.00	0.00	0.00	0.00	0.00	0.00	0.00	0.00	0.00	0.00	0.00	(\$51,308,710.59)
310 PHARMACY CLAIMS- CVS	(\$2,002,765,743.09)	(39,073,828.38)	(39,577,483.72)	(44,286,661.77)	(44,261,410.65)	(41,629,482.17)	(45,239,869.98)	(43,572,781.63)	(43,418,109.91)	(47,596,697.43)	(45,691,159.39)	(47,983,470.35)	(46,568,061.44)	(\$233,664,359.41)
311 CVS ADMIN	(\$40,271,341.58)	(658,609.48)	(873,517.58)	(812,672.49)	(622,339.09)	(590,352.96)	(1,014,523.28)	855,082.55	(725,585.95)	(616,170.12)	(628,245.61)	(852,102.48)	(747,610.28)	(\$47,797,788.35)
500 TRANSFERS TO OTHER PLAN YEAR(S)	(\$110,211,028.06)	0.00	0.00	0.00	0.00	0.00	0.00	0.00	0.00	0.00	0.00	0.00	0.00	(\$110,211,028.06)
501 OPERATING TRANSFER/BJP & ADJ	(\$819,487,508.16)	(3,343,983.28)	0.00	0.00	(2,061,136.98)	0.00	(176,160,442.57)	(0.00)	(1,622,193.63)	(84.00)	1,916.00	4,399,795.17	(2,066,859.17)	(\$1,000,346,298.62)
502 Transfer for Clinic Claiming Services	\$0.00	0.00	(3,494.15)	0.00	(1,277.60)	0.00	(3,832.80)	0.00	(2,555.20)	(2,555.20)	(2,555.20)	(1,277.60)	(1,277.60)	(\$16,270.15)
503 Voided/NSF/Canceled Check Fees	\$0.00	0.00	0.00	0.00	0.00	0.00	0.00	0.00	0.00	(5.00)	0.00	0.00	(204.83)	(\$209.83)
Total Cash Transactions:	\$458,961,719.46	\$29,125,693.90	\$4,597,962.19	\$2,038,144.61	\$43,165,111.07	\$25,505,156.76	(\$112,855,779.81)	\$66,925,144.87	(\$3,849,334.38)	(\$25,994,892.23)	\$34,026,020.31	(\$29,775,667.44)	(\$34,688,894.48)	\$861,700,384.83

Kentucky Employees' Health Plan – Status Report

4th Quarter, 2024

Attachment B – Summary

Page B-23

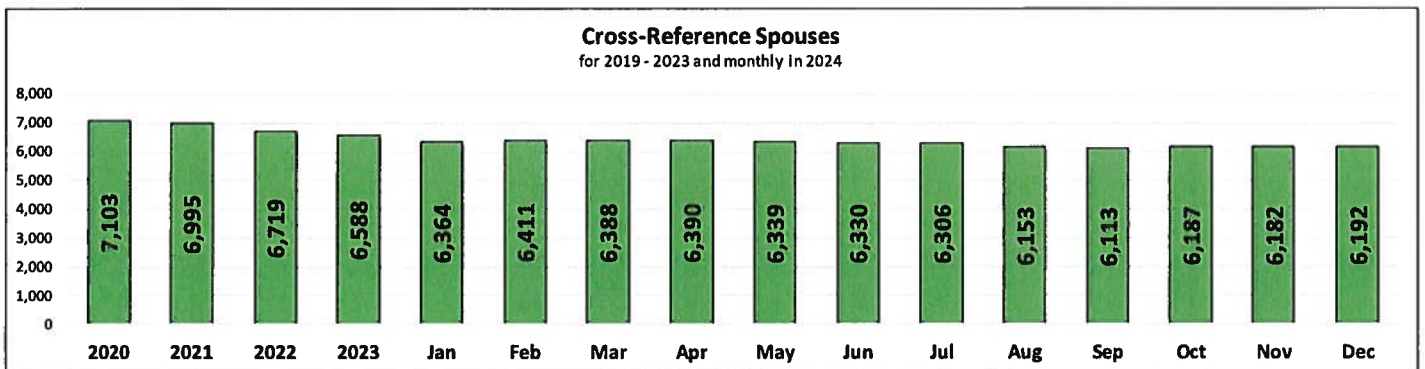
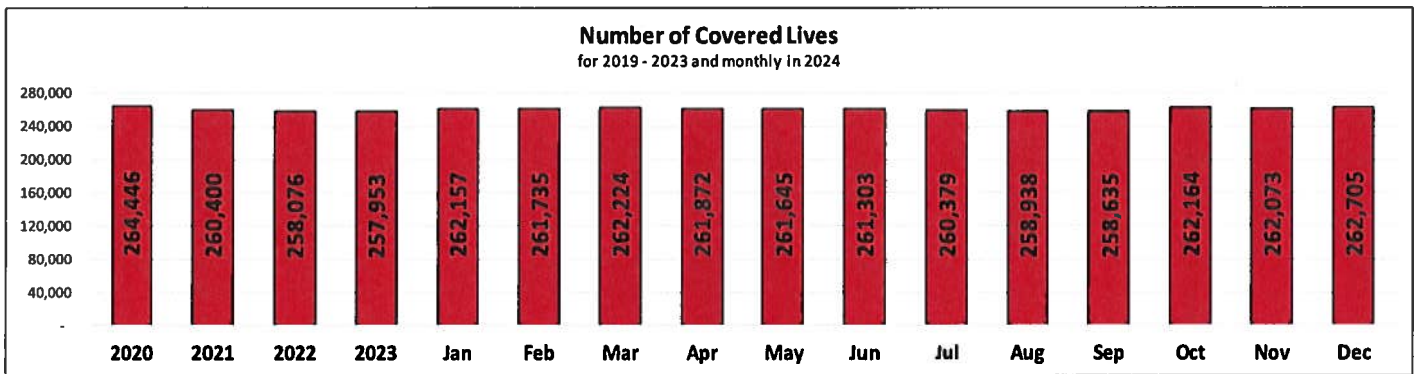
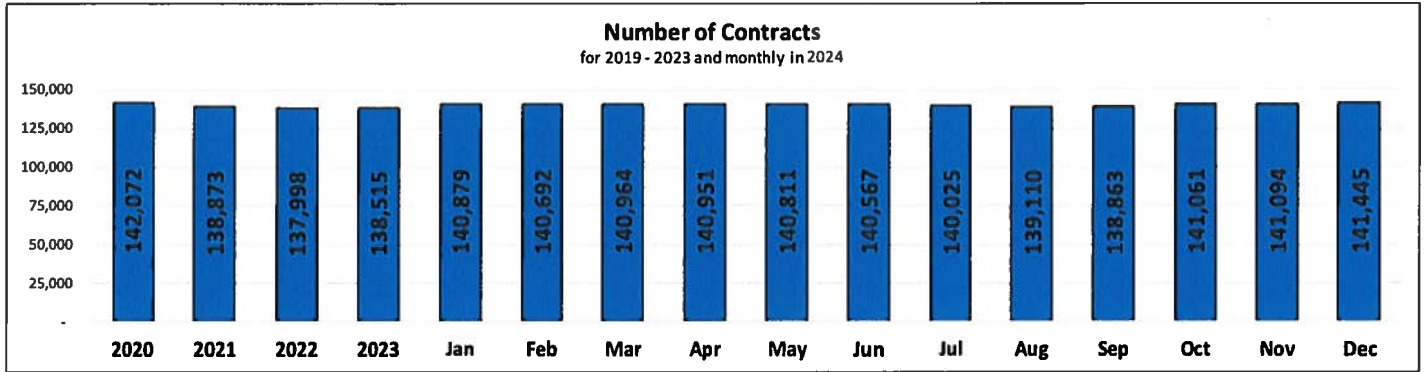
Plan Year Ending Balances as of December 31, 2024						
	**2020	2021	2022	2023	2024	**Ending Balance
101 Premiums	1,641,902,386.05	1,663,134,643.50	1,692,653,610.02	1,836,983,680.01	2,112,335,858.19	\$8,947,010,177.77
102 HRA Waiver Contribution	48,355,454.09	46,974,103.33	48,900,472.44	50,892,413.99	52,533,081.97	\$247,655,525.82
110 Investment Income	1,801,907.24	(163,307.43)	7,523,424.13	16,804,654.92	20,112,139.10	\$46,078,817.96
120 Drus Rebates Escripts	23,801.02	0.00	0.00	0.00	0.00	\$23,801.02
121 Drug Rebates CVS	176,619,283.96	188,349,854.57	220,529,464.14	272,307,080.90	228,706,139.90	\$1,086,511,823.47
130 TRANSFERS <i>From</i> OTHER PLAN YEAR(S)	299,932,011.25	390,677,785.44	0.00	0.00	0.00	\$690,609,796.69
201 Medical Claims Humana	136,835.75	(2,270,305.32)	0.00	0.00	0.00	(\$2,133,469.57)
202 Humana Admin Fees	0.00	0.00	0.00	0.00	0.00	\$0.00
203 HRA Select Claims Humana	239.89	0.00	0.00	0.00	0.00	\$239.89
204 HRA Waiver Claims Humana	53.77	0.00	0.00	0.00	0.00	\$53.77
210 Medical Claims Anthem	(1,078,224,383.86)	(1,244,001,753.57)	(1,235,097,930.23)	(1,303,342,356.70)	(1,241,941,646.30)	(\$6,102,608,070.66)
211 Carrum Claims	0.00	0.00	0.00	0.00	(1,229,444.63)	(\$1,229,444.63)
213 HRA Embedded Claims Wage Works	(53,849,947.87)	(54,909,370.48)	(56,651,941.17)	(58,329,913.71)	(62,148,859.57)	(\$285,890,032.80)
214 HRA Waiver Claims Wage Works	(36,229,554.66)	(35,910,681.63)	(35,207,269.17)	(36,394,948.06)	(35,641,631.70)	(\$179,384,085.22)
215 Anthem Admin	(47,701,376.58)	(39,167,701.31)	(43,234,125.61)	(46,475,437.14)	(45,684,146.39)	(\$222,262,787.03)
216 Wage Works Admin	(5,294,184.00)	(5,085,605.04)	(5,101,553.10)	(5,173,902.20)	(4,736,574.10)	(\$25,391,818.44)
217 MDX Medical Admin Compass	(1,271,570.90)	(1,274,538.35)	(1,313,818.56)	(1,363,815.29)	(927,835.70)	(\$6,151,578.80)
218 Rethink - BH Services	(793,656.00)	(1,058,208.00)	(867,240.00)	(937,904.00)	(937,904.00)	(\$4,594,912.00)
219 Dependent Eligibility Audit	(199,179.06)	(105,823.23)	(173,572.95)	(99,442.80)	(45,411.20)	(\$623,429.24)
220 Printing & Postage	0.00	0.00	0.00	0.00	0.00	\$0.00
221 WebMD Admin	(5,532,768.76)	(9,440,596.87)	(8,470,863.75)	(7,733,085.61)	(708,398.39)	(\$31,885,713.38)
222 WebMD Claims	(4,576,666.14)	(6,085,777.93)	(3,953,105.00)	557,001.23	0.00	(\$14,058,547.84)
223 Castlight Admin	0.00	0.00	0.00	(1,250,000.01)	(3,749,988.99)	(\$4,999,989.00)
224 Castlight Rewards	0.00	0.00	0.00	0.00	(5,400,555.00)	(\$5,400,555.00)
301 Pharmacy Claims Express Scripts	0.00	0.00	0.00	0.00	0.00	\$0.00
302 Express Scripts Admin Fees	0.00	0.00	0.00	0.00	0.00	\$0.00
310 Pharmacy Claims-CVS	(530,646,368.06)	(554,846,584.12)	(579,421,950.44)	(724,553,400.45)	(818,688,551.07)	(\$3,208,156,854.14)
311 CVS ADMIN	(8,794,280.73)	(8,580,429.65)	(15,305,743.72)	(18,506,608.67)	(19,731,197.89)	(\$70,918,260.66)
312 Pharmacy claims monitoring/audit	0.00	0.00	0.00	(416,030.42)	(20,250.00)	(\$436,280.42)
500 TRANSFERS <i>To</i> OTHER PLAN YEAR(S)	(390,677,785.44)	0.00	0.00	0.00	0.00	(\$390,677,785.44)
501 Operating Transfer Exp & Adj	(4,964,245.46)	31,725,664.69	(8,009,632.98)	(9,328,796.69)	(9,235,818.79)	\$187,170.77
502 Transfer for Clinic Cleaning Services	(15,800.67)	(14,053.60)	(14,810.04)	(13,499.15)	(12,581.24)	(\$70,744.70)
503 Voided/NSF/Cancelled Check Fees	(204.83)	(10.00)	(5.00)	0.00	(480.30)	(\$700.13)
Ending Balance:	\$0.00	\$357,947,304.99	(\$23,216,591.00)	(\$36,374,309.85)	\$162,845,943.90	\$461,202,348.06

HRA Reserves Fund as of December 31, 2024: -\$145,219,727.00
 FSA Reserves Fund as of December 31, 2024: -\$1,626,678.00
 * Ending Balance Net of HRA/FSA Reserves: \$314,355,943.06

* - Ending balance includes assets allocated for HRA (Select and Waiver) and FSA reserves. Beginning with plan year 2016 members are allowed to rollover up to \$500 of unused FSA balance creating the need for additional reserve.

** - Per H86, as of June 30, 2024, plan year balances for all plan years before 2021 and all subsequent balances from those plan years were transferred to Plan Year 2021.

Kentucky Employees' Health Plan – Status Report
4th Quarter, 2024
Attachment C – Enrollment
 Page C-1



Commonwealth of Kentucky

Kentucky Employees' Health Plan

Actuarial Reserve Study
December 31, 2024

Three Alliance Center
3550 Lenox Road NE
Suite 1700
Atlanta, GA 30326

February 2025

Commonwealth of Kentucky

TABLE OF CONTENTS

Executive Summary 3

Actuarial Statement of Opinion..... 4

Data and Assumptions..... 5

Methodology 6

Results..... 7

 Exhibit 1: Summary for All Plans 7

 Exhibit 2a: Total (Medical & Pharmacy)..... 8

 Exhibit 2b: Medical 9

 Exhibit 2c: Pharmacy..... 10

 Exhibit 3: Health Reimbursement Arrangements 11

 Exhibit 4: Rx Rebates 12

 Exhibit 5: Premium Deficiency Reserve 13

EXECUTIVE SUMMARY

Aon has conducted an actuarial valuation of the incurred, but not paid, claims as of December 31, 2024, for the medical and prescription drug benefits provided by Kentucky Employees' Health Plan (KEHP) and administered through Humana and Express Scripts (ESI) prior to 2015. Beginning from 2015, medical and prescription drug benefits are administered through Anthem and Caremark.

The results show a projected total reserve of approximately \$138.4 million. This figure includes \$6.6 million as an explicit provision for adverse experience. Claims that have been processed and paid, and invoiced to KEHP but not yet paid are excluded from these actuarial estimates, though this may represent an additional liability outside the scope of this actuarial review. The estimates provided also exclude unallocated amounts, which are believed to be immaterial to the Plan.

The details of the Unpaid Claim Reserve are shown in separate exhibits for Medical, Pharmacy, CDHP Health Reimbursement Arrangement (HRA) and the Waiver Credit HRA.

The traditional actuarial loss developmental method and Bornhuetter-Ferguson method were the basis of our calculation. The loss development uses historical paid claims information by incurred date. This method is consistent with reserve calculations within the industry, and best reflects the impact on claim payment patterns and accounts for the cyclical nature of the Plan's claims.

In accordance with GASB 10, to the extent that future billed premiums for the 2024 plan year are not sufficient to cover future incurred claims and administrative fees for the 2024 plan year, a "premium deficiency reserve" (PDR) in the amount of the difference should be estimated. As the Commonwealth's plan year end is December 31, 2024, there are no longer any "future" claims, admin fees, or premiums relate to the 2024 plan year. Therefore, there is no estimated premium deficiency reserve as of December 31, 2024.

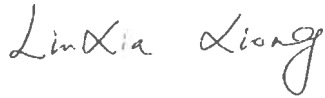
Also included in this report are the actual Rx rebates paid from January 1, 2021 to September 30, 2024 and the estimated Rx rebate from October 1, 2024 to December 31, 2024.

The results mentioned above are contingent upon future events. Consequently, actual results will differ from projected results. These deviations may be material. KEHP staff should monitor emerging experience and take appropriate actions as required.

**ACTUARIAL CERTIFICATION
STATEMENT OF OPINION**

Aon has been retained by the Commonwealth of Kentucky to study the actuarial reserves for incurred but not paid claims as of December 31, 2024, for the medical and prescription drug benefits provided by Kentucky Employees' Health Plan. I am employed by Aon. I am a Member of the Society of Actuaries and am qualified by education and experience to make the statements of actuarial opinion contained herein.

In performing our reserve study, we have relied upon reports and information provided by Merative, the carriers and The Commonwealth of Kentucky. We have not audited this data beyond general tests for reasonableness. The results are our best estimate of incurred but unpaid claims with explicit margins for adverse deviation. The techniques and methodology used are reasonable and in accordance with generally accepted actuarial principles and practice.



February 20, 2025

LinXia Xiong, FSA, MAAA
Vice President

Date



February 20, 2025

Colleen M. Huber, FSA, MAAA
Senior Vice President

Date

DATA AND ASSUMPTIONS

Commonwealth of Kentucky Medical and Pharmacy benefits are administered through Anthem and Caremark beginning from 2015. Below is all data source we have used:

- Monthly enrollment provided by Merative.
- Transactional and eligibility data was provided by KEHP.
- Medical and Pharmacy claims incurred and paid from January 1, 2021 to December 31, 2024 provided by Anthem and Caremark.

No adjustment for interest was used in this analysis. Anthem and Caremark don't charge administrative fees for processing run-out claims so no administrative fee reserve is required.

METHODOLOGY

The unpaid claim liability (UCL), also called the incurred but not reported (IBNR) reserve, at a specified date is essentially the estimated claims incurred up to that date less the claims that have been (incurred and) paid to that date. Since the incurred and paid claims are known, the UCL is easily determined once the incurred claims have been estimated.

The traditional loss development method uses historical claim payment patterns to develop completion factors that are used to estimate incurred claims. The claims incurred in a given month and paid by the end of the experience period are divided by the completion factor to estimate the incurred claims for that month. The UCL for that month is subsequently determined by subtracting the known incurred and paid claims from the estimated incurred claims. The total UCL is merely the sum of all the appropriate monthly UCL estimates.

This method is relatively easy to understand and is effective when the historical claim payment patterns are deemed to be stable enough to estimate current/future claim payment patterns and when several months of claim payments (run-out) after the incurred month are available. When the run-out for any month is limited, this month is called immature and the associated completion factor is significantly less than one. The resulting incurred claim estimate is unstable. Consequently, a secondary method has traditionally been used to estimate the immature months.

The secondary method for health claims is often an average of historical incurred claims adjusted for claim trend and enrollment between the historical period and the time of interest. One of the shortcomings of this secondary method is that the available claim payment information for the month being estimated is not used. Another problem is that the line of demarcation between mature months and immature months is as much art as science.

The Bornhuetter-Ferguson Method (BFM) addresses both of these issues by blending the loss development method and the secondary method. The BFM uses the available incurred and paid data and the expected UCL developed from the secondary method to estimate incurred claims. This method generally provides a more stable estimate than the pure loss development method, a more responsive estimate than the secondary method, and a reasonable technique for blending the results of both methods.

Using the BFM with claims paid through December 31, 2024, the resulting UCL for December 31, 2024 was approximately \$131.8 million. In addition, an explicit margin for adverse deviation of 5.0% of claims unpaid on December 31, 2024 has been used.

RESULTS

The result of our reserve analysis shows the following components of our December 31, 2024 reserve for the Kentucky Employees' Health Plan.

Exhibit 1

Kentucky Employees' Health Plan Terminal Liability Calculation as of December 31, 2024				
	Unpaid Claims Liability as of December 31, 2024	Margin (5%)	Administrative Fees for Processing Runout Claims	Total IBNR Reserve (Rounded to Nearest \$1,000)
Medical	\$127,779,570	\$6,388,979	\$0	\$134,169,000
Pharmacy	\$519,293	\$25,965	\$0	\$545,000
CDHP HRA	\$2,143,146	\$107,157	\$0	\$2,250,000
Waiver HRA	\$1,367,393	\$68,370	\$0	\$1,436,000
Grand Total	\$131,809,402	\$6,590,470	\$0	\$138,400,000

* Claims that have been processed and paid, and invoiced to KEHP but not yet paid are excluded from these actuarial estimates, though this may represent an additional liability outside the scope of this actuarial review. The estimates provided also exclude unallocated amounts, which are believed to be immaterial to the Plan.

**No administrative fees are required from Anthem or Caremark for processing runout claims.

Exhibit 2a

**Kentucky Employees' Health Plan
Medical and Pharmacy
Terminal Liability Calculation as of December 31, 2024**

Month	Enrollment	Estimated Incurred Claims	Completion Factor	Actual Paid	Total Unpaid Claim Reserve
Jan-22	139,271	\$120,093,689	1.000	\$120,093,689	\$0
Feb-22	138,919	\$120,680,763	1.000	\$120,680,763	\$0
Mar-22	138,935	\$145,918,590	1.000	\$145,918,590	\$0
Apr-22	138,732	\$139,459,131	1.000	\$139,459,131	\$0
May-22	138,533	\$146,020,903	1.000	\$146,020,903	\$0
Jun-22	138,120	\$156,709,066	1.000	\$156,709,066	\$0
Jul-22	137,350	\$148,749,453	1.000	\$148,749,453	\$0
Aug-22	136,362	\$159,308,241	1.000	\$159,308,241	\$0
Sep-22	135,557	\$155,415,755	1.000	\$155,415,755	\$0
Oct-22	137,962	\$160,470,196	1.000	\$160,470,196	\$0
Nov-22	138,038	\$168,706,315	1.000	\$168,706,315	\$0
Dec-22	138,200	\$178,880,387	1.000	\$178,880,387	\$0
Jan-23	138,657	\$129,933,317	1.000	\$129,933,317	\$0
Feb-23	138,390	\$134,169,506	1.000	\$134,177,917	(\$8,411)
Mar-23	138,646	\$162,177,526	1.000	\$162,174,512	\$3,013
Apr-23	138,642	\$153,690,903	1.000	\$153,702,545	(\$11,642)
May-23	138,525	\$167,248,875	1.000	\$167,253,694	(\$4,819)
Jun-23	138,392	\$176,435,570	1.000	\$176,417,097	\$18,472
Jul-23	138,166	\$172,298,313	1.000	\$172,225,846	\$72,467
Aug-23	137,374	\$180,990,845	0.999	\$180,849,947	\$140,898
Sep-23	136,796	\$166,134,141	0.999	\$165,935,995	\$198,146
Oct-23	139,327	\$184,255,369	0.999	\$183,996,349	\$259,020
Nov-23	139,556	\$188,984,544	0.998	\$188,684,663	\$299,881
Dec-23	139,704	\$199,647,570	0.998	\$199,288,061	\$359,508
Jan-24	140,879	\$144,530,780	0.998	\$144,179,215	\$351,565
Feb-24	140,692	\$156,370,599	0.997	\$155,845,276	\$525,324
Mar-24	140,964	\$167,940,157	0.996	\$167,287,487	\$652,671
Apr-24	140,951	\$177,240,045	0.995	\$176,366,085	\$873,961
May-24	140,811	\$183,928,846	0.993	\$182,675,403	\$1,253,443
Jun-24	140,567	\$185,530,058	0.990	\$183,663,874	\$1,866,184
Jul-24	140,025	\$204,167,072	0.985	\$201,036,414	\$3,130,658
Aug-24	139,110	\$195,765,062	0.978	\$191,439,083	\$4,325,979
Sep-24	138,863	\$192,719,027	0.966	\$186,146,233	\$6,572,794
Oct-24	141,061	\$218,131,096	0.940	\$204,950,900	\$13,180,196
Nov-24	141,094	\$208,212,249	0.870	\$181,144,506	\$27,067,743
Dec-24	141,445	\$225,381,811	0.702	\$158,210,000	\$67,171,811
Total		\$6,076,295,772		\$5,947,996,909	\$128,298,863

Exhibit 2b
Kentucky Employees' Health Plan
Medical
Terminal Liability Calculation as of December 31, 2024

Month	Enrollment	Estimated Incurred Claims	Completion Factor	Actual Paid	Total Unpaid Claim Reserve
Jan-22	139,271	\$79,713,297	1.000	\$79,713,297	\$0
Feb-22	138,919	\$80,955,115	1.000	\$80,955,115	\$0
Mar-22	138,935	\$98,183,711	1.000	\$98,183,711	\$0
Apr-22	138,732	\$94,518,710	1.000	\$94,518,710	\$0
May-22	138,533	\$98,192,860	1.000	\$98,192,860	\$0
Jun-22	138,120	\$106,602,462	1.000	\$106,602,462	\$0
Jul-22	137,350	\$100,526,709	1.000	\$100,526,709	\$0
Aug-22	136,362	\$107,057,499	1.000	\$107,057,499	\$0
Sep-22	135,557	\$104,247,611	1.000	\$104,247,611	\$0
Oct-22	137,962	\$109,372,802	1.000	\$109,372,802	\$0
Nov-22	138,038	\$116,514,010	1.000	\$116,514,010	\$0
Dec-22	138,200	\$123,838,095	1.000	\$123,838,095	\$0
Jan-23	138,657	\$82,244,206	1.000	\$82,244,206	\$0
Feb-23	138,390	\$86,396,643	1.000	\$86,405,698	(\$9,055)
Mar-23	138,646	\$104,965,665	1.000	\$104,965,999	(\$334)
Apr-23	138,642	\$97,901,229	1.000	\$97,921,446	(\$20,217)
May-23	138,525	\$104,992,717	1.000	\$105,008,986	(\$16,269)
Jun-23	138,392	\$113,126,645	1.000	\$113,122,407	\$4,238
Jul-23	138,166	\$110,988,755	0.999	\$110,931,966	\$56,789
Aug-23	137,374	\$114,259,472	0.999	\$114,137,014	\$122,457
Sep-23	136,796	\$104,945,722	0.998	\$104,768,198	\$177,524
Oct-23	139,327	\$115,833,537	0.998	\$115,600,314	\$233,223
Nov-23	139,556	\$122,647,528	0.998	\$122,372,611	\$274,916
Dec-23	139,704	\$130,928,592	0.997	\$130,595,543	\$333,050
Jan-24	140,879	\$89,399,645	0.996	\$89,069,837	\$329,808
Feb-24	140,692	\$99,392,883	0.995	\$98,891,595	\$501,288
Mar-24	140,964	\$107,361,783	0.994	\$106,736,823	\$624,960
Apr-24	140,951	\$112,360,800	0.992	\$111,514,090	\$846,711
May-24	140,811	\$117,540,704	0.990	\$116,326,826	\$1,213,878
Jun-24	140,567	\$120,497,506	0.985	\$118,677,346	\$1,820,160
Jul-24	140,025	\$129,371,406	0.976	\$126,287,512	\$3,083,894
Aug-24	139,110	\$121,842,665	0.965	\$117,552,587	\$4,290,078
Sep-24	138,863	\$117,474,350	0.944	\$110,927,483	\$6,546,867
Oct-24	141,061	\$135,553,301	0.903	\$122,395,730	\$13,157,571
Nov-24	141,094	\$132,716,810	0.796	\$105,680,588	\$27,036,221
Dec-24	141,445	\$136,200,913	0.507	\$69,029,102	\$67,171,811
Total		\$3,928,666,359		\$3,800,886,788	\$127,779,570

Exhibit 2c
Kentucky Employees' Health Plan
Pharmacy
Terminal Liability Calculation as of December 31, 2024

Month	Enrollment	Estimated Incurred Claims	Completion Factor	Actual Paid	Total Unpaid Claim Reserve
Jan-22	139,271	\$40,380,392	1.000	\$40,380,392	\$0
Feb-22	138,919	\$39,725,648	1.000	\$39,725,648	\$0
Mar-22	138,935	\$47,734,879	1.000	\$47,734,879	\$0
Apr-22	138,732	\$44,940,422	1.000	\$44,940,422	\$0
May-22	138,533	\$47,828,043	1.000	\$47,828,043	\$0
Jun-22	138,120	\$50,106,604	1.000	\$50,106,604	\$0
Jul-22	137,350	\$48,222,744	1.000	\$48,222,744	\$0
Aug-22	136,362	\$52,250,742	1.000	\$52,250,742	\$0
Sep-22	135,557	\$51,168,144	1.000	\$51,168,144	\$0
Oct-22	137,962	\$51,097,394	1.000	\$51,097,394	\$0
Nov-22	138,038	\$52,192,305	1.000	\$52,192,305	\$0
Dec-22	138,200	\$55,042,293	1.000	\$55,042,293	\$0
Jan-23	138,657	\$47,689,111	1.000	\$47,689,111	\$0
Feb-23	138,390	\$47,772,863	1.000	\$47,772,219	\$644
Mar-23	138,646	\$57,211,860	1.000	\$57,208,513	\$3,347
Apr-23	138,642	\$55,789,673	1.000	\$55,781,099	\$8,575
May-23	138,525	\$62,256,158	1.000	\$62,244,707	\$11,450
Jun-23	138,392	\$63,308,925	1.000	\$63,294,691	\$14,235
Jul-23	138,166	\$61,309,557	1.000	\$61,293,880	\$15,678
Aug-23	137,374	\$66,731,374	1.000	\$66,712,933	\$18,440
Sep-23	136,796	\$61,188,419	1.000	\$61,167,797	\$20,622
Oct-23	139,327	\$68,421,832	1.000	\$68,396,035	\$25,797
Nov-23	139,556	\$66,337,016	1.000	\$66,312,052	\$24,964
Dec-23	139,704	\$68,718,977	1.000	\$68,692,519	\$26,459
Jan-24	140,879	\$55,131,135	1.000	\$55,109,377	\$21,758
Feb-24	140,692	\$56,977,716	1.000	\$56,953,680	\$24,036
Mar-24	140,964	\$60,578,374	1.000	\$60,550,664	\$27,711
Apr-24	140,951	\$64,879,245	1.000	\$64,851,995	\$27,250
May-24	140,811	\$66,388,142	1.000	\$66,348,577	\$39,565
Jun-24	140,567	\$65,032,551	1.000	\$64,986,528	\$46,024
Jul-24	140,025	\$74,795,667	1.000	\$74,748,902	\$46,765
Aug-24	139,110	\$73,922,397	1.000	\$73,886,497	\$35,900
Sep-24	138,863	\$75,244,677	1.000	\$75,218,750	\$25,927
Oct-24	141,061	\$82,577,795	1.000	\$82,555,170	\$22,625
Nov-24	141,094	\$75,495,439	1.000	\$75,463,917	\$31,522
Dec-24	141,445	\$89,180,898	1.000	\$89,180,898	\$0
Total		\$2,147,629,413		\$2,147,110,120	\$519,293

Exhibit 3

Kentucky Employees' Health Plan Terminal Liability Calculation as of December 31, 2024

Health Reimbursement Arrangements

CDHP HRA				
Period	Paid To Date	Completion Factor	Total Incurred	Unpaid Claim Reserve
Apr-Jun 2021	\$15,463,476	100.0%	\$15,463,476	\$0
Jul-Sep 2021	\$12,043,626	100.0%	\$12,043,626	\$0
Oct-Dec 2021	\$11,003,813	100.0%	\$11,003,813	\$0
Jan-Mar 2022	\$17,812,217	100.0%	\$17,812,217	\$0
Apr-Jun 2022	\$16,170,679	100.0%	\$16,170,679	\$0
Jul-Sep 2022	\$11,826,878	100.0%	\$11,826,878	\$0
Oct-Dec 2022	\$10,842,167	100.0%	\$10,842,167	\$0
Jan-Mar 2023	\$19,188,240	100.0%	\$19,188,240	\$0
Apr-Jun 2023	\$15,829,319	100.0%	\$15,829,319	\$0
Jul-Sep 2023	\$11,864,993	100.0%	\$11,864,993	\$0
Oct-Dec 2023	\$11,447,362	99.9%	\$11,454,827	\$7,465
Jan-Mar 2024	\$20,428,931	99.7%	\$20,495,758	\$66,827
Apr-Jun 2024	\$18,706,794	99.2%	\$18,849,088	\$142,294
Jul-Sep 2024	\$13,320,349	98.3%	\$13,547,313	\$226,964
Oct-Dec 2024	\$9,692,785	85.1%	\$11,392,381	\$1,699,595
Total	\$215,641,630		\$217,784,776	\$2,143,146

Waiver HRA				
Plan Year	Paid To Date	Completion	Total Incurred	Unpaid Claim
2021	\$35,910,682	100.0%	\$35,910,682	\$0
2022	\$35,207,269	100.0%	\$35,207,269	\$0
2023	\$36,394,948	100.0%	\$36,402,620	\$7,672
2024	\$35,641,632	96.3%	\$37,001,352	\$1,359,720
Total	\$143,154,531		\$144,521,923	\$1,367,393

Exhibit 4

**Kentucky Employees' Health Plan
 Rx Rebates as of December 31, 2024**

Plan Year	Rebate Amount		
	Accounting	Incurred	
Q1 2021	\$43,236,360	\$41,785,088	Actual/Estimate
Q2 2021	\$43,485,834	\$45,063,561	Actual/Estimate
Q3 2021	\$46,018,808	\$45,815,130	Actual/Estimate
Q4 2021	\$55,228,565	\$48,831,564	Actual/Estimate
Q1 2022	\$46,693,187	\$52,714,177	Actual/Estimate
Q2 2022	\$52,280,271	\$55,908,115	Actual/Estimate
Q3 2022	\$56,253,088	\$58,579,490	Actual/Estimate
Q4 2022	\$65,302,918	\$58,758,585	Actual/Estimate
Q1 2023	\$57,552,152	\$65,199,835	Actual/Estimate
Q2 2023	\$65,764,561	\$74,848,451	Actual/Estimate
Q3 2023	\$69,736,334	\$80,138,115	Actual/Estimate
Q4 2023	\$79,254,035	\$82,052,466	Actual/Estimate
Q1 2024	\$75,303,265	\$81,441,916	Actual/Estimate
Q2 2024	\$74,252,427	\$84,838,525	Actual/Estimate
Q3 2024	\$79,150,447	\$92,827,894	Actual/Estimate
Q4 2024	\$98,973,435	\$98,973,435	Estimate/Estimate

Exhibit 5
Kentucky Employees' Health Plan
Premium Deficiency Reserve as of December 31, 2024

Calculation of the Premium Deficiency Reserve	
(figures in \$millions)	
Revenue	
Medical and Pharmacy Premiums	\$2,129.4
HRA Waiver Premiums	\$52.5
Interest Income	\$20.1
Pharmacy Rebates	\$327.7
Total Revenue (a)	\$2,529.7
Expenses	
Medical and Pharmacy Claims	\$2,274.7
Administrative Fees (Medical & Pharmacy)	\$85.2
Operating Expenses/ERRP	\$10.0
HRA (waiver & select) Claims	\$98.3
Total Expenses (b)	\$2,468.2
Net Gain/(Loss) (a) - (b)	\$61.5

* As of December 31, 2024, there are no longer any "future" claims, admin fees, or premiums relate to the 2024 plan year. Therefore, there is no estimated premium deficiency reserve as of December 31, 2024. Above is the revenue and expenses experience of plan year 2024

Anthem clinical update

Integrated Health Model (IHM)



Kentucky Employees' Health Plan (KEHP) Report for: January 1, 2024 – June 30, 2024

This report provides an overview of the KEHP's key demographic data elements, IHM participant engagement, Utilization Management, and MyHealth Advantage activity during the reporting period.

Demographics	Current
Average number of members	262,545
Average population age	37

Clinical programs	Total identified	Engaged	% Engaged
IHM	63,587	5,189	8.2%*
Behavioral Health	575	215	37.4%
Building Healthy Families	103	40	38.8%

*Members identified for outreach/engaged.

Enrollments	
Diabetes Prevention Program (DPP)	876

Utilization Management	Authorization requests	Approval rate
Inpatient	5,919	92.67%
Outpatient	37,708	90.72%
Total	43,627	90.99%

MyHealth Advantage	Total eligible	Notes generated	Total alerts	Gaps in care alerts	Preventive alerts
Total	270,967	14,900	76,310	57,061	19,249

- **Anthem Blue Cross and Blue Shield (Anthem) works with the KEHP to integrate health by innovation.** This holistic model offers care which focuses on improving health and promoting physical, emotional, mental, and financial well-being for the KEHP membership.
- **Behavioral Health Clinical Care Management programs:** Provide outreach, support, and guidance for members with complex behavioral health conditions. The Behavioral team may also collaborate with Personal Health Consultants to ensure continuity of medical and mental health needs.
- **Building Healthy Families.** A maternity program to provide assistance beyond pregnancy and postpartum. The program will provide personalized, on-demand health support for a growing family. As parents prepare for a new baby, navigate postpartum, and raise a family, they will have the resources needed to thrive.
- **Diabetes Prevention Program (DPP):** DPP is a lifestyle change program available to members and their dependents identified with pre-diabetes or with a high risk of developing diabetes.
- **IHM:** Better health, better outcomes promoted by identifying and engaging members and creating cases with Registered Nurses, referred to as Personal Health Consultants. Through innovative, smart triggers, the program finds members at risk for serious and costly medical conditions and directs them to specialized programs.
- **MyHealth Advantage:** An early-risk management program that is designed to help improve members' compliance with evidence-based care recommendations. The program provides personalized information via MyHealth Note, which empowers members to take greater control of their health and healthcare decision-making.
- **Utilization Management:** Preauthorization is required for nonemergency hospital admissions, inpatient services, and select outpatient services. This chart shows the requested authorizations and percentage approved.



The Commonwealth of Kentucky (KEHP)

Contract Period: 1/1/2024 - 12/31/2024

	Quarterly Contract Results												YTD			
	Qtr 1			Qtr 2			Qtr 3			Qtr 4						
	Jan	Feb	Mar	Apr	May	Jun	Jul	Aug	Sep	Oct	Nov	Dec				
Claim Timeliness 14 Days																
Performance	98.41%	96.45%	96.24%	96.96%	96.53%	97.47%	97.77%	98.46%	98.49%	98.19%	97.96%	97.01%	96.99%	96.23%	97.93%	97.55%
Goal Var.	8.41%	6.45%	6.24%	6.96%	6.53%	7.47%	7.77%	8.46%	8.49%	8.19%	7.96%	7.01%	6.99%	8.23%	7.93%	7.55%
PG Status											Met	Met	Met	Met	Met	Met
Claim Timeliness 30 Days																
Performance	99.72%	99.76%	99.44%	98.82%	99.63%	99.33%	99.45%	99.79%	99.71%	99.84%	99.44%	99.48%	99.59%	99.65%	99.59%	99.62%
Goal Var.	1.72%	1.76%	1.44%	1.82%	1.63%	1.33%	1.46%	1.79%	1.71%	1.84%	1.44%	1.48%	1.59%	1.65%	1.59%	1.62%
PG Status											Met	Met	Met	Met	Met	Met
Claim Adjustment Inventory 30 Days																
Performance	3.03%	2.89%	3.86%	3.40%	2.42%	5.63%	9.05%	4.94%	2.95%	3.12%	6.16%	4.76%	3.89%	4.95%	4.10%	4.26%
Goal Var.	-1.97%	-2.11%	-1.14%	-1.80%	-2.68%	0.63%	4.05%	-0.08%	-2.05%	-1.88%	1.16%	-0.24%	-1.11%	-0.05%	-0.90%	-0.74%
PG Status					Missed	Missed	Missed				Missed		Met	Met	Met	Met
Claim Financial Accuracy																
Performance	100.00%	99.95%	100.00%	97.98%	98.00%	99.98%	98.68%	99.02%	99.65%	97.87%	100.00%	99.25%	99.96%	99.17%	99.00%	99.22%
Goal Var.	1.00%	0.95%	1.00%	-1.02%	-1.00%	0.98%	-0.32%	0.02%	0.65%	-1.13%	1.00%	0.25%	0.98%	0.17%	0.00%	0.22%
PG Status				Missed	Missed	Missed	Missed	Missed	Missed	Missed			Met	Missed	Met	Met
Claim Payment Accuracy																
Performance	98.38%	98.39%	98.37%	97.56%	96.77%	96.77%	91.13%	96.77%	95.20%	95.97%	100.00%	95.24%	98.38%	97.04%	97.05%	96.71%
Goal Var.	1.39%	1.39%	1.37%	0.58%	-0.23%	-0.23%	-5.87%	-0.23%	-1.80%	-1.03%	3.00%	-1.76%	1.38%	0.04%	0.05%	-0.29%
PG Status				Missed	Missed	Missed	Missed	Missed	Missed	Missed		Missed	Met	Met	Missed	Missed
First Call Resolution																
Performance	97.89%	98.13%	97.45%	97.61%	97.45%	97.66%	96.75%	97.04%	97.14%	98.06%	97.76%	97.24%	97.84%	96.97%	97.74%	97.55%
Goal Var.	12.88%	13.13%	12.46%	12.61%	12.46%	12.66%	11.75%	12.04%	12.14%	13.08%	12.76%	12.24%	12.84%	11.97%	12.74%	12.55%
PG Status											Met	Met	Met	Met	Met	Met



Performance Guarantees Tracking & Reporting

Commonwealth of Kentucky

For period ending: 12/31/2024

Guarantees	Target	Thrsh	Q1: Jan - Mar	Q2: Apr - Jun	Q3: Jul - Sep	Q4: Oct - Dec	Year	Penalty Unit	Actual Penalty
01 Retail Network Pharmacy Access - Nationwide	Greater Than or Equal To 5.0 Mile(s)	95	F1	F1	F1	F1	100	15,000.	Dollar Per PG
02 Paper Claims Turnaround Time - Clean	Less than or Equal to 5 Business Day(s)	Thr	3	4	3	1	F2	11,250.	Dollar Per PG
03 Mail Turnaround Time - Clean	Greater Than or Equal To 2 Business Day(s)	95	97	96	98	97	F2	11,250.	Dollar Per PG
04 Mail TAT			Met	Met	Met	Met	F2	11,250.	Dollar Per PG
04a Mail Turnaround Time - Non Clean	Greater Than or Equal To 5 Business Day(s)	97	99	99	99	100	F2		Dollar Per PG
04b Mail Turnaround Time - Non Clean - 2	Less than or Equal to 5 Business Day(s)	100	1	1	1	1	F2		Dollar Per PG
05 Mail Service Accuracy - Non Std	Greater Than or Equal To 99.99 %	Tgt	100	100	100	100	F2	11,250.	Dollar Per PG
06 Electronic Claims Processing Accuracy (PBM)	Greater Than or Equal To 99.95 %	Tgt	100	100	100	100	F2	11,250.	Dollar Per PG
07 Telephone Speed of Answer			Met	Met	Met	Met	F2	37,500.	Dollar Per PG
07a Telephone Average Live Voice Answer	Less than or Equal to 25 Sec(s)	Tgt	5	6	3	2	F2		Dollar Per PG
07b Telephone Speed of Answer - TSF	Greater Than or Equal To 30 Sec(s)	85	96	98	98	99	F2		Dollar Per PG
08 Telephone Abandonment Rate - Live Voice	Less than or Equal to 3 %	15	0	0	0	0	F2	18,750.	Dollar Per PG
09 First Call Resolution	Greater Than or Equal To 95 %	Tgt	99	99	99	99	F2	37,500.	Dollar Per PG
10a Written Inquiry - 1	Greater Than or Equal To 5 Business Day(s)	97	100	100	100	100	F2	5,625.	Dollar Per PG



Performance Guarantees Tracking & Reporting

Commonwealth of Kentucky

For period ending: 12/31/2024

Guarantees	Target		Thresh	Q1: Jan - Mar	Q2: Apr - Jun	Q3: Jul - Sep	Q4: Oct - Dec	Year	Penalty Unit	Actual Penalty
	Business Day(s)	Day(s)								
10b . Written Inquiry - 2	Equal to	10 Business Day(s)	100 Thr	100	100	100	100	F2	5,625	Dollar Per PG
11 . Customer Satisfaction	Greater Than or Equal To	93 %	Tgt	F1	F1	F1	F1	93	150,000	Dollar Per PG
12 . Plan Design Update	Equal to	100 %	Tgt	F1	F1	F1	F1	Met	75,000	Dollar Per PG
13 . Annual Reviews	Equal to	100 %	Tgt	F1	F1	F1	F1	Met	45,000	Dollar Per PG
14 . Account Management Satisfaction	Greater Than or Equal To	4 Rating	Tgt	F1	F1	F1	F1	N/A	150,000	Dollar Per PG
15 . Standard Reporting	Less than or Equal to	30 Day(s)	Tgt	Met	Met	Met	Met	F2	11,250	Dollar Per PG
16 . Eligibility Load Accuracy	Greater Than or Equal To	98 %	Tgt	N/A	N/A	N/A	N/A	F2	37,500	Dollar Per PG
17 . Eligibility Updates	Equal to	2 Business Day(s)	100 Thr	N/A	N/A	N/A	N/A	F2	15,000	Dollar Per PG
18 . Account Management - Meetings	Equal to	100 %	Tgt	Met	Met	Met	Met	F2	18,750	Dollar Per PG
19 . ID Cards - Ongoing	Greater Than or Equal To	4 Business Day(s)	98 Thr	100	100	100	100	F2	11,250	Dollar Per PG



Performance Guarantees Tracking & Reporting

Commonwealth of Kentucky
 For period ending: 12/31/2024

Guarantees	Target	Thrsh	Q1: Jan - Mar	Q2: Apr - Jun	Q3: Jul - Sep	Q4: Oct - Dec	Year	Penalty Unit	Actual Penalty
------------	--------	-------	---------------	---------------	---------------	---------------	------	--------------	----------------

Penalty Sum:
 Paid Sum:
 Net Due:

Footnotes:

- F1: Quarterly stat not applicable to specific guarantee
- F2: Annual stat not applicable to specific guarantee
- F3: Stat not applicable to contract years 2 and beyond
- c = Client Specific Guarantee
- cl = Coalition Specific Guarantee (also indicates TPA or healthplan specific guarantee)
- L = Guarantee covers all lines of business
- t = Tiered Penalty w = Weighted Average
- Measurement Basis: Tgt = Target Thr = Threshold

NOTE: Met = Performance Guarantee Achieved

NOTE: N/A = Results are reported as N/A when no activity occurred for that particular PG

NOTE: Payment due by Thirty (30) days after End of Cnt Yr Rpt Crd Sub via ACH

(C)2015 CVS/caremark. All Rights Reserved.
 106-34332b 050115

CONFIDENTIAL - For Client and CVS/caremark Use Only
 Monthly, Quarterly and Semi-annual data are unaudited statistics and are subject to change at year end.

Kentucky Employees' Health Plan – Status Report
4th Quarter, 2024
Attachment I – WebMD Performance Guarantees
 Page I-1

Onsite Staff Satisfaction	PG Description	Fees at Risk	Result
Survey of Commonwealth Staff at DEI	<p>WebMD shall achieve an overall satisfaction rating of at least ninety percent (90%) from the Commonwealth Staff who interact with WebMD on a regular basis. At least three (3) Commonwealth Staff must respond fully to the survey for this PG to be effective.</p> <p>Using an approved standard survey with a 5-point response scale, "satisfied" is defined as the sum of the "top two box" responses, divided by the number of responses, excluding neutral responses.</p>	\$10,000	Met
Accuracy of Billing and Substantiation	<p>WebMD shall submit timely and accurate invoices including adequate support documentation to substantiate all billed costs. Invoices shall be submitted monthly by the fifteenth (15th) day of the month following the month of service. As an example, service performed in May 2024 should be invoiced by June 15, 2024. Supporting documentation includes, but is not limited to, any receipts or other substantiation as required in this Exhibit 1. Invoices shall be free from incorrect, duplicate, and unsubstantiated charges.</p> <p>100% of invoices submitted by WebMD will be accurate and meet the standard of this PG in 2024. The fees at risk shall be assessed by the Commonwealth at the time of payment of such invoice.</p>	2% of the total of the inaccurate or unsubstantiated invoice.	Met

